

PROPOSED COMMUNITY PROJECT

at
150 OCEANVIEW DRIVE
SEASIDE
 for
COMMUNITY PTY LTD

| No | # | of | Sheet Name | Issue | Rev | Σ |
|--------|----|----|--|-------|-----|---|
| 001GF1 | 1 | 99 | Cover - Sheet 1 of 2 | WD32 | | 1 |
| 002GF1 | 2 | 99 | Cover - Sheet 2 of 2 | WD32 | | 1 |
| 020GS2 | 3 | 99 | Locality Plans | WD32 | | 1 |
| 030GG1 | 4 | 99 | Landscaping and Wall Schedule - Consultants list | WD32 | | 1 |
| 041GC2 | 5 | 99 | Survey | WD32 | | 1 |
| 100SP1 | 6 | 99 | Site Plan 1=2000 | WD32 | | 1 |
| 101SP1 | 7 | 99 | Site Plan 1-500 | WD32 | | 1 |
| 102SP1 | 8 | 99 | Site Plan 1-200 MEETING | WD32 | | 1 |
| 103SP1 | 10 | 99 | Site Plan 1-200 Ground Level MEETING | WD32 | | 1 |
| 104SP1 | 10 | 99 | Site Plan 1-200 REFRESHMENTS | WD32 | | 1 |
| 105SP1 | 11 | 99 | Site Plan 1-200 Ground Level REFRESHMENTS | WD32 | | 1 |
| 110FP1 | 12 | 99 | ADMINISTRATION Floor Plan 1=100 | WD32 | | 1 |
| 111FP1 | 13 | 99 | MEETING Floor Plan 1=100 | WD32 | | 1 |
| 112FP1 | 14 | 99 | REFRESHMENTS Floor Plan 1=100 | WD32 | | 1 |
| 121FP1 | 15 | 99 | MEETING Clerestorey Floor Plan | WD32 | | 1 |
| 130RP1 | 16 | 99 | Roof Plan ADMINISTRATION | WD32 | | 1 |
| 131RP1 | 17 | 99 | Roof Plan MEETING | WD32 | | 1 |
| 132RP1 | 18 | 99 | Roof Plan REFRESHMENTS | WD32 | | 1 |
| 160RC1 | 19 | 99 | RCP ADMINISTRATION | WD32 | | 1 |
| 161RC1 | 20 | 99 | RCP MEETING upper | WD32 | | 1 |
| 162RC1 | 21 | 99 | RCP MEETING lower | WD32 | | 1 |
| 163RC1 | 22 | 99 | RCP WORKSHOP | WD32 | | 1 |
| 164RC1 | 23 | 99 | RCP REFRESHMENTS | WD32 | | 1 |
| 201EL1 | 24 | 99 | Elevations E1 + E2 MEETING/ADMINISTRATION | WD32 | | 1 |
| 202EL1 | 25 | 99 | Elevations E3 + E4 HALL/ADMINISTRATION | WD32 | | 1 |
| 203EL1 | 26 | 99 | Elevation E12+E13 ADMINISTRATION + HALL VERANDAS | WD32 | | 1 |
| 205EL1 | 27 | 99 | Elevations E5 + E6 REFRESHMENTS | WD32 | | 1 |
| 206EL1 | 28 | 99 | Elevations E7 + E8 REFRESHMENTS | WD32 | | 1 |
| 210EL1 | 29 | 99 | Elevations E9+E10+E11+Section 17 SHED | WD32 | | 1 |
| 301ST1 | 30 | 99 | Cross Sections S1 + S2 ADMINISTRATION | WD32 | | 1 |
| 302ST1 | 31 | 99 | Long Sections S3 + S4 ADMINISTRATION | WD32 | | 1 |
| 303ST1 | 32 | 99 | Cross Section S5 + S21 ADMINISTRATION | WD32 | | 1 |
| 320ST1 | 33 | 99 | Cross Section S22 HALL | WD32 | | 1 |
| 321ST1 | 34 | 99 | Cross Section S6 HALL | WD32 | | 1 |
| 322ST1 | 35 | 99 | Long Section S7 HALL | WD32 | | 1 |
| 323ST1 | 36 | 99 | Cross Section 11 HALL | WD32 | | 1 |

| No | # | of | Sheet Name | Issue | Rev | Σ |
|--------|----|----|---|-------|-----|---|
| 324ST1 | 37 | 99 | Cross Section S13 STAGE | WD32 | | 1 |
| 325ST1 | 38 | 99 | Cross Section S14 + S19 HALL COURT + VESTIBULES | WD32 | | 1 |
| 331ST1 | 39 | 99 | Long Sections S8 + S9 REFRESHMENTS | WD32 | | 1 |
| 332ST1 | 40 | 99 | Cross Section S10 + S18 REFRESHMENTS | WD32 | | 1 |
| 333ST1 | 41 | 99 | COVERED LINK Sections S14 S15 S16 | WD32 | | 1 |
| 340ST1 | 42 | 99 | Long Section S11 CAR PARK | WD32 | | 1 |
| 350ST1 | 43 | 99 | Cross Section S12 TRANQUILITY GARDENS | WD32 | | 1 |
| 411PD2 | 44 | 99 | Axonometric NE | WD32 | | 1 |
| 412PD2 | 45 | 99 | Axonometric NW | WD32 | | 1 |
| 413PD2 | 46 | 99 | Axonometric SE | WD32 | | 1 |
| 414PD2 | 47 | 99 | Axonometric SW | WD32 | | 1 |
| 421PD2 | 48 | 99 | Axonometric NE Cutaway | WD32 | | 1 |
| 422PD2 | 49 | 99 | Axonometric NW Cutaway | WD32 | | 1 |
| 423PD2 | 50 | 99 | Axonometric SE Cutaway | WD32 | | 1 |
| 424PD2 | 51 | 99 | Axonometric SW Cutaway | WD32 | | 1 |
| 431PD2 | 52 | 99 | External Perspectives Realistic | WD32 | | 1 |
| 432PD2 | 53 | 99 | External Perspectives Realistic | WD32 | | 1 |
| 434PD2 | 54 | 99 | External Axonometric TRANQUILITY GARDENS | WD32 | | 1 |
| 435PD2 | 55 | 99 | Internal Perspectives | WD32 | | 1 |
| 436PD2 | 56 | 99 | Internal Perspectives | WD32 | | 1 |
| 451PD1 | 57 | 99 | 3D Shadow Studies Winter | WD32 | | 1 |
| 454PD1 | 58 | 99 | 3D Shadow Studies Equinox | WD32 | | 1 |
| 459PD1 | 59 | 99 | 3D Shadow Studies Summer | WD32 | | 1 |
| 461PD1 | 60 | 99 | External Renderings NE Arial view Realistic | WD32 | | 1 |
| 462PD2 | 61 | 99 | External Renderings View to Entry Realistic | WD32 | | 1 |
| 463PD2 | 62 | 99 | top of driveway views Realistic | WD32 | | 1 |
| 501SE1 | 63 | 99 | Setout PUBLIC CAR PARK | WD32 | | 1 |
| 502SE1 | 64 | 99 | Setout PRIVATE | WD32 | | 1 |
| 503SE1 | 65 | 99 | Setout REFRESHMENT CAR PARK | WD32 | | 1 |
| 510SE1 | 66 | 99 | STAGE Setout SE1 | WD32 | | 1 |
| 511SE1 | 67 | 99 | LINK Setout SE2 | WD32 | | 1 |
| 520FT1 | 68 | 99 | ADMINISTRATION slab layout | WD32 | | 1 |
| 521FT1 | 69 | 99 | STAGE slab layout | WD32 | | 1 |
| 522FT1 | 70 | 99 | HALL slab layout | WD32 | | 1 |
| 523FT1 | 71 | 99 | REFRESHMENT slab layout | WD32 | | 1 |
| 524FT1 | 72 | 99 | SHED slab layout | WD32 | | 1 |
| 541RS1 | 73 | 99 | Roof Structure Office + HALL | WD32 | | 1 |
| 542RS1 | 74 | 99 | Roof Structure Upper HALL | WD32 | | 1 |
| 543RS1 | 75 | 99 | Roof Structure Refreshment | WD32 | | 1 |

| No | # | of | Sheet Name | Issue | Rev | Σ |
|-------------|----|----|---|-------|-----|----|
| 544RS1 | 76 | 99 | ADMINISTRATION NE structure axonometric | WD32 | | 1 |
| 545RS1 | 77 | 99 | ADMINISTRATION SW structure axonometric | WD32 | | 1 |
| 546RS1 | 78 | 99 | REFRESHMENT structure axonometric | WD32 | | 1 |
| 547RS1 | 79 | 99 | REFRESHMENT SW structure axonometric | WD32 | | 1 |
| 550FF1 | 80 | 99 | ADMINISTRATION Floor Finishes | WD32 | | 1 |
| 551FF1 | 81 | 99 | RECEPTION Floor Finishes | WD32 | | 1 |
| 560LA1 | 82 | 99 | Landscape Key Plan | WD32 | | 1 |
| 561LA1 | 83 | 99 | Landscape PUBLIC CAR PARK ZONE 1 | WD32 | | 1 |
| 562LA1 | 84 | 99 | Landscape PUBLIC CAR PARK ZONE 2 | WD32 | | 1 |
| 563LA1 | 85 | 99 | Landscape PUBLIC CAR PARK ZONE 3 | WD32 | | 1 |
| 564LA1 | 86 | 99 | Landscape PUBLIC CAR PARK ZONE 4 | WD32 | | 1 |
| 565LA1 | 87 | 99 | Landscape PUBLIC CAR PARK ZONE 5 | WD32 | | 1 |
| 566LA1 | 88 | 99 | Landscape PUBLIC CAR PARK ZONE 6 | WD32 | | 1 |
| 567LA1 | 89 | 99 | Landscape PUBLIC CAR PARK ZONE 7 | WD32 | | 1 |
| 568LA1 | 90 | 99 | Landscape PRIVATE CAR PARK ZONE 8 | WD32 | | 1 |
| 569LA1 | 91 | 99 | Landscape PUBLIC CHAPEL COURT ZONE 9 | WD32 | | 1 |
| 570LA1 | 92 | 99 | Landscape PUBLIC CAR PARK ZONE 10 | WD32 | | 1 |
| 571LA1 | 93 | 99 | Landscape ENTRY | WD32 | | 1 |
| 572LA2 | 94 | 99 | Landscape Enhancement Dam south | WD32 | | 1 |
| 573LA1 | 95 | 99 | Landscape Enhancement Dam north | WD32 | | 1 |
| 574LA1 | 96 | 99 | Landscape Middle | WD32 | | 1 |
| 575LA1 | 97 | 99 | Landscape REAR south | WD32 | | 1 |
| 576LA1 | 98 | 99 | Landscape REAR North | WD32 | | 1 |
| 580LA1 | 99 | 99 | Landscape TRANQUILITY GARDENS | WD32 | | 1 |
| Grand total | | | | | | 99 |

| Sheet Count | |
|-------------|-------|
| Issue | Count |
| WD32 | 171 |
| | 171 |

NOTE SERIES DRAWING 600-900 SHOWN ON COVER SHEET 2 OF 2

CONSTRUCTION SET

| Issue | Date | Issue Description | Rev | Date | Revision Description |
|-------|------|-------------------|-----|------|----------------------|
| | | | | | |



ARCHITECTS BLACK & WILSON Pty. Ltd.
 A.B.N. 28 069 941 868
 PH: (07) 3300 6610
 8 DESBET STREET, THE GAP, 4061
 www.architectsblackandwilson.com.au

WORKING DRAWINGS

Issue Date 18.05.2022

Job No
#10122
 Issue
WD32
 SHEET 1 OF 99

PROPOSED COMMUNITY PROJECT

at
**150 OCEANVIEW DRIVE
SEASIDE**

for
COMMUNITY PTY LTD

| No | # | of | Sheet Name | Issue | Rev | Σ |
|-------------|----|----|--|-------|-----|----|
| 608DR1 | 1 | 36 | HALL DT41 - AC duct recess DETAILS | WD32 | | 1 |
| 609DC1 | 2 | 36 | ADMIN DT9 - Viewing Ceiling DETAILS | WD32 | | 1 |
| 610DX1 | 3 | 36 | ADMIN DT20+DT21 - Workshop Wall DETAILS | WD32 | | 1 |
| 611DX1 | 4 | 36 | ADMIN DT28 - Entry Ceiling/Wall DETAILS | WD32 | | 1 |
| 612DC1 | 5 | 36 | ADMIN DT24 - DETAILS AC Ducting | WD32 | | 1 |
| 613DW1 | 6 | 36 | ADMIN DT25 + DT26 + DT38 - Wall Elevation DETAILS | WD32 | | 1 |
| 614DR1 | 7 | 36 | ADMIN DT32+DT33 Walkway Ceiling/Floor DETAILS | WD32 | | 1 |
| 615DR1 | 8 | 36 | ADMIN DT34 Garden veranda DETAILS | WD32 | | 1 |
| 616DW1 | 9 | 36 | ADMIN DT35 - Distribution/Cleaner Room DETAILS | WD32 | | 1 |
| 617DW1 | 10 | 36 | STAGE - DT1 Roof/Ceiling DETAILS | WD32 | | 1 |
| 618DW1 | 11 | 36 | STAGE DT3 Glass Base DETAILS | WD32 | | 1 |
| 619DR1 | 12 | 36 | STAGE - DT2 Roof/Ceiling DETAILS | WD32 | | 1 |
| 620DW1 | 13 | 36 | HALL DT 40 Spandrel DETAILS | WD32 | | 1 |
| 621DW1 | 14 | 36 | HALL DT4 Veranda Beam DETAILS | WD32 | | 1 |
| 622DW1 | 15 | 36 | HALL DT5- Head Typical DETAILS | WD32 | | 1 |
| 623DW1 | 16 | 36 | HALL DT6-Middle Transom DETAILS | WD32 | | 1 |
| 624DW1 | 17 | 36 | HALL DT7- Lower West Wall DETAILS | WD32 | | 1 |
| 625DW1 | 18 | 36 | HALL DT8-Columns UPPER+LOWER PLAN Details + STAGE GLASS 3D | WD32 | | 1 |
| 626DW1 | 19 | 36 | HALL DT10+DT11 - Columns-UPPER+LOWER PLAN DETAILS | WD32 | | 1 |
| 627DW1 | 20 | 36 | HALL DT23 - Built up roof DETAIL | WD32 | | 1 |
| 628DW1 | 21 | 36 | HALL DT22+DT22-A - Court Roof DETAIL | WD32 | | 1 |
| 629DW1 | 22 | 36 | HALL DT27 + DT27-A + DT37 - Porte Cochere Columns Details | WD32 | | 1 |
| 630DW1 | 23 | 36 | HALL DT29 - Foyer Bulkhead Details | WD32 | | 1 |
| 631DW1 | 24 | 36 | HALL DT30+DT31 - Foyer Footing + Gable Detail | WD32 | | 1 |
| 632DW1 | 25 | 36 | LINK DT12+DT13 - Hall End | WD32 | | 1 |
| 634DW1 | 26 | 36 | LINK DT14+DT15 - Typical Cross and Long Sections | WD32 | | 1 |
| 635DW1 | 27 | 36 | LINK DT15 - Typical end | WD32 | | 1 |
| 636DW1 | 28 | 36 | REFRESHMENTS DT16+DT17 - Wall DETAILS | WD32 | | 1 |
| 637DC1 | 29 | 36 | REFRESHMENTS DT18 - Ceiling DETAILS | WD32 | | 1 |
| 638DW1 | 30 | 36 | REFRESHMENTS DT19 - Wall DETAILS | WD32 | | 1 |
| 639DW1 | 31 | 36 | REFRESHMENTS DT36 Veranda Ceiling DETAILS | WD32 | | 1 |
| 681DM1 | 32 | 36 | Block Details | WD32 | | 1 |
| 701SC1 | 33 | 36 | Window Schedule | WD32 | | 1 |
| 711SC1 | 34 | 36 | Door Schedule | WD32 | | 1 |
| 712SC1 | 35 | 36 | Door Schedule + Elevations | WD32 | | 1 |
| 781SD1 | 36 | 36 | Safety in Design Notes | WD32 | | 1 |
| Grand total | | | | | | 36 |

| No | # | of | Sheet Name | Issue | Rev | Σ |
|-------------|----|----|--|-------|-----|----|
| 930KP1 | 1 | 36 | Kitchen Plan REFRESHMENT | WD32 | | 1 |
| 931KE1 | 2 | 36 | Kitchen Elev K1 REFRESHMENT | WD32 | | 1 |
| 932KE1 | 3 | 36 | Kitchen Elev K2 REFRESHMENT | WD32 | | 1 |
| 933KE1 | 4 | 36 | Kitchen Elev K3 REFRESHMENT | WD32 | | 1 |
| 934KE1 | 5 | 36 | Kitchen Elev K4 REFRESHMENT | WD32 | | 1 |
| 937PD1 | 6 | 36 | Kitchen Axonometric KA1 REFRESHMENT | WD32 | | 1 |
| 938PD1 | 7 | 36 | Kitchen Axonometric KA2 REFRESHMENT | WD32 | | 1 |
| 940WP1 | 8 | 36 | Wet Amenities Plan REFRESHMENT | WD32 | | 1 |
| 941WE1 | 9 | 36 | REFRESHMENT Wet Area Elev W1+W2+W3+W4 | WD32 | | 1 |
| 942WE1 | 10 | 36 | REFRESHMENT Wet Area Elev W5-W10+W17 | WD32 | | 1 |
| 945PD1 | 11 | 36 | REFRESHMENT Wet Area Axonometric | WD32 | | 1 |
| 950WP1 | 12 | 36 | Wet Amenities Plan ADMINISTRATION | WD32 | | 1 |
| 951WE1 | 13 | 36 | ADMIN Wet Area Elev W7+W8+W9+W10 | WD32 | | 1 |
| 952WE1 | 14 | 36 | ADMIN Wet Area Elev W11+W12+W13+W14 | WD32 | | 1 |
| 953WE1 | 15 | 36 | ADMIN Wet Area Elev W15+W16 | WD32 | | 1 |
| 955PD1 | 16 | 36 | Wet Area Axonometric ADMIN | WD32 | | 1 |
| 956KP1 | 17 | 36 | KITCHENETTE + RECEPTION Plan ADMIN | WD32 | | 1 |
| 957KE1 | 18 | 36 | KITCHENETTE Elevations KT1+KT2+KT3+KT4 | WD32 | | 1 |
| 958RE1 | 19 | 36 | RECEPTION Elevations | WD32 | | 1 |
| 959PD1 | 20 | 36 | KITCHENETTE + RECEPTION Plan ADMIN Axonometric | WD32 | | 1 |
| 960WP1 | 21 | 36 | Amenities Plan STAFF Strong Room and Cold Room and Services Room | WD32 | | 1 |
| 961WE1 | 22 | 36 | Amenities Elevations STAFF WE1+WE2+WE3+WE4 | WD32 | | 1 |
| 962WE1 | 23 | 36 | Amenities Elevations STAFF WE5+WE6 | WD32 | | 1 |
| 963PD1 | 24 | 36 | Amenities Axonometric STAFF | WD32 | | 1 |
| 965DD1 | 25 | 36 | Display plan + Elevation ADMINISTRATION | WD32 | | 1 |
| 970CP1 | 26 | 36 | HALL control room | WD32 | | 1 |
| 971SE1 | 27 | 36 | Control room Joinery Elevations | WD32 | | 1 |
| 972PD1 | 28 | 36 | HALL Control Room Axonometric | WD32 | | 1 |
| 974PD1 | 29 | 36 | Workshop Axonometric | WD32 | | 1 |
| 975JD1 | 30 | 36 | Joinery DETAILS | WD32 | | 1 |
| 976JP1 | 31 | 36 | Display Table Plan | WD32 | | 1 |
| 977JE1 | 32 | 36 | Display Table Section + Elevation | WD32 | | 1 |
| 978RP1 | 33 | 36 | Rostrum Plan + Section | WD32 | | 1 |
| 980UD1 | 34 | 36 | Storage wall INTERNAL ELEVATION | WD32 | | 1 |
| 981UD1 | 35 | 36 | Storage Wall EXTERNAL ELEVATION | WD32 | | 1 |
| 982UD1 | 36 | 36 | Display storage details | WD32 | | 1 |
| Grand total | | | | | | 36 |

NOTE SERIES DRAWING 000-600 SHOWN ON COVER SHEET 1 OF 2

CONSTRUCTION SET

| Issue | Date | Issue Description | Rev | Date | Revision Description |
|-------|------|-------------------|-----|------|----------------------|
| | | | | | |



**ARCHITECTS BLACK
& WILSON Pty. Ltd.**
A.B.N. 28 069 941 868
PH: (07) 3300 6610
8 DESBET STREET, THE GAP, 4061
www.architectsblackandwilson.com.au

WORKING DRAWINGS


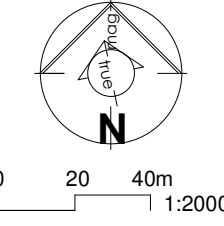
Issue Date 18.05.2022

Job No
#10122
Issue
WD32
SHEET 2 OF 99

1 locality plan
1 : 2000

2 aerial image
1 : 500

CONSTRUCTION SET

| Issue | Date | Issue Description | Rev | Date | Revision Description | | | | | |
|--|------|-------------------|-----|------|----------------------|--|---|--|--|--|
|  <p>ARCHITECTS BLACK & WILSON Pty. Ltd. A.B.N. 28 069 941 868 PH: (07) 3300 6610 8 DESBET STREET, THE GAP, 4061 www.architectsblackandwilson.com.au</p> | | | | | |  <p>0 20 40m 1:2000</p> | <p>PROPOSED COMMUNITY PROJECT at 150 OCEANVIEW DRIVE SEASIDE for COMMUNITY PTY LTD</p> | <p>LOCALITY PLANS WORKING DRAWINGS</p> | <p>Scale at A3 AS INDICATED Designed MDW Drawn MDW Checked MDW</p> | <p>Job No #10122 Dwg No 020692 Issue WD32</p> |

LANDSCAPE PLANTING SCHEDULE


| SYMBOL | TYPE | BOTANICAL NAME | COMMON NAME | POT SIZE | COMMENTS |
|-------------|------|----------------------------------|-------------------------|----------|----------|
| BOR ros | | Boronia rosmarinifolia | Forst Boronia | 150mm | |
| BRA ace | | Brachychiton acerifolium | Illwarra Flame tree | 200mm | |
| COR int | | Corymbia intermedia | Pink Bloodwood | 200mm | |
| CUP ana | | Cupaniopsis anacardioides | Tuckeroo | 200mm | |
| CALL vim | | Callistemon Viminalis | Weeping bottlebrush | 150mm | |
| CALL vim gj | | Callistemon Viminalis green john | dwarf bottlebrush | 150mm | |
| CALL vim sl | | Callistemon Viminalis slim | slim bottlebrush | 150mm | |
| EUC tet | | Eucalyptus tereticornis | Queensland Blue Gum | 200mm | |
| EUC rac | | Eucalyptus Racemosa | Scribby Gum | 200mm | |
| EUC rei | | Eucalyptus reinfera | Red Mahogany | 200mm | |
| HAR vio | | Hardenbergia violacea | Meema | 150mm | |
| LOP con | | Lophostemon confertus | Brushbox | 200mm | |
| LIR Mus is | | Liriope muscari Isabella | | 150mm | |
| LIR Mus ss | | Liriope muscari silverstar | | 150mm | |
| LIR Mus am | | Liriope muscari amethyst | | 150mm | |
| LIR Mus pp | | Liriope muscari pink pearl | | 150mm | |
| LOM flu | | Lomandra fluviatus | Shara | 150mm | |
| LOP sua | | Lophostemon suaveolens | Swamp Turpentine | 150mm | |
| MY ell | | Myoporum Ellipticum | Coastal boobialla | 150mm | |
| PHI lp | | Philodendron Little Phil | | | |
| PHI xan | | Philodendron Xanadu | | 150mm | |
| SYZ wil | | Syzygium Wilsonii | Powder puff lilly pilly | 150mm | |
| TAB Imp wh | | Tabebuia impetignosa (white) | White Trumpet Tree | 200mm | |
| TAB Imp pi | | Tabebuia impetignosa (pink) | Pink Trumpet Tree | 200mm | |
| WOD bif | | Wodyetia Bifurcata | Foxtail palm | 25 litre | |
| WES ab | | Westringia Aussie Box | Native box | 150mm | |
| WES fru | | Westringia fruticosa | Coast rosemary | 150mm | |
| XAN chr | | Xanthostomon chrythanthus | Golden Penda | 200mm | |

| WALL TYPE SCHEDULE | |
|--------------------|--|
| Cd | Wall description |
| A | Interior-ACOUSTIC Timber Frame 122= EXT13PB SC+6FC+90frame+13PB SC+6FC INT CSR 653 |
| B | Interior-FIRE RATED Steel Frame 128= 2x13PB FR+76frame+2x13PB FR CSR075 |
| C | Interior-FIRE RATED Timber Frame 154= 2x16PB FR+90frame+2x16PB FR CSR380 |
| D | Interior/Exterior-LOAD BEARING/BRACING Timber Fr/ame 110= 1x10PB+90frame+1X10PB |
| E | Interior-LOAD BEARING FIRE RATED Timber Frame 154= 2x16PB FR+90frame+2X16PB FR CSR380 |
| F | Exterior-240=38 Enseam+35 batten+40 rigid insulation+5 bracing+90frame+2X16PB FR |
| G | Interior-LOAD BEARING Timber Frame 154= 2x16PB FR+90frame+2X16PB FR |
| H | 2X16PB FR fixed to trusses |
| J | Interior-ACOUSTIC Timber Frame-Single Stud-142mm =2x13PB FC+90 frame +2x 13 PB FC CSR375 |
| K | Exterior-224mm= 38 Enseam+35 batten+40 rigid insulation+5 bracing+90frame+10PB+6FC |
| L | Exterior-218mm= 38 Enseam+35 batten+40 rigid insulation+5 bracing+90frame+10PB |
| M | Interior/Exterior-LOAD BEARING/BRACING Timber Fr/ame 138= 1x10PB+6FC+90frame+2X16PB SC transition wall |
| N | Exterior blockVeneer 240mm 90Brick+50cav+90frame+10pb |
| P | Exterior 200 load bearing block wall |
| Q | Exterior-15mm CFC with steel frame as detailed |
| R | Exterior 300 load bearing block wall |
| W | Interior-ACOUSTIC Steel Frame 102= EXT6FC+13PB64frame+13PB+6FC INT CSR 610 |

| Consultant List | | |
|---|---|---|
| Surveyor Name over two lines p: e: Address Line 1 Address Line 2 more | Town Planner Name over two lines p: e: Address Line 1 Address Line 2 more | Engineer Structural Name over two lines p: e: Address Line 1 Address Line 2 more |
| Engineer Hydraulics Name over two lines p: e: Address Line 1 Address Line 2 more | Energy Assessor Name over two lines p: e: Address Line 1 Address Line 2 more | Certifier Name over two lines p: e: Address Line 1 Address Line 2 more |

CONSTRUCTION SET

| Issue | Date | Issue Description | Rev | Date | Revision Description |
|-------|------|-------------------|-----|------|----------------------|
| | | | | | |



ARCHITECTS BLACK & WILSON Pty. Ltd.
A.B.N. 28 069 941 868
PH: (07) 3300 6610
8 DESBET STREET, THE GAP, 4061
www.architectsblackandwilson.com.au

PROPOSED COMMUNITY PROJECT

at 150 OCEANVIEW DRIVE SEASIDE

for COMMUNITY PTY LTD

LANDSCAPING AND WALL SCHEDULE - CONSULTANTS LIST

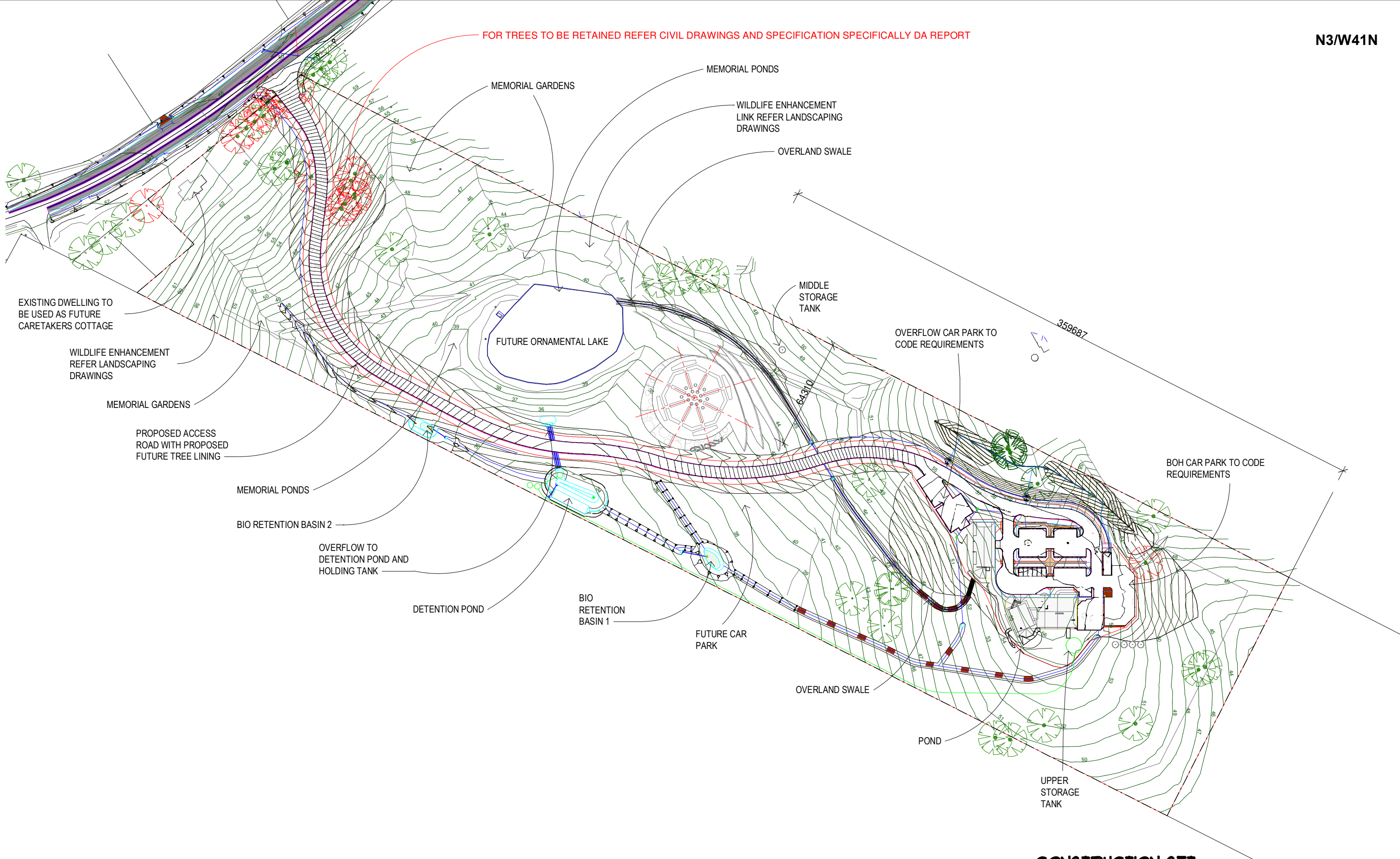
WORKING DRAWINGS

Scale at A3

Designed MDW
Drawn MDW
Checked MDW


Job No #10722
Dwg No 030GGI
Issue WD32
SHEET 4 OF 99

FOR TREES TO BE RETAINED REFER CIVIL DRAWINGS AND SPECIFICATION SPECIFICALLY DA REPORT

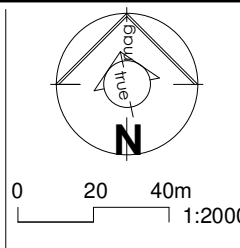


CONSTRUCTION SET

| Issue | Date | Issue Description | Rev | Date | Revision Description |
|-------|------|-------------------|-----|------|----------------------|
| | | | | | |



ARCHITECTS BLACK & WILSON Pty. Ltd.
 A.B.N. 28 069 941 868
 PH: (07) 3300 6610
 8 DESBET STREET, THE GAP, 4061
 www.architectsblackandwilson.com.au

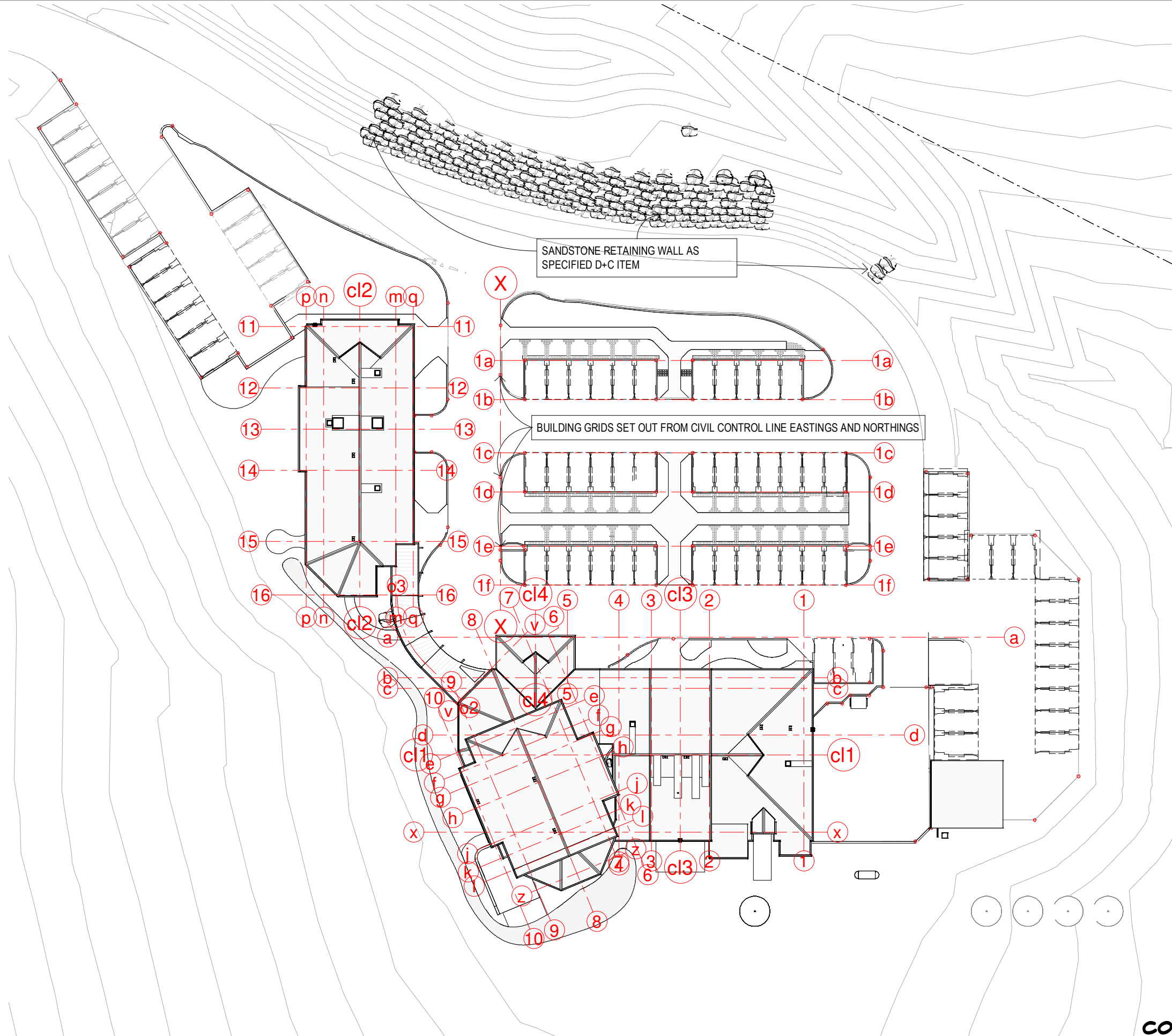


PROPOSED COMMUNITY PROJECT
 at 150 OCEANVIEW DRIVE SEASIDE
 for COMMUNITY PTY LTD

SITE PLAN 1=2000
 WORKING DRAWINGS

Scale at A3
 1 : 2000
 Designed MDW
 Drawn MDW
 Checked MDW

Job No #10722
 Dwg No 1006PI
 Issue WD32
 SHEET 6 OF 99

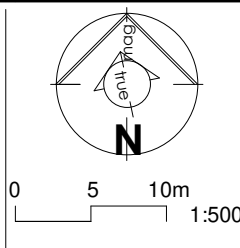


North Orientation Note:
 North as indicated on these drawings, is taken from surveyor's meridian. True North maybe somewhat varied.

CONSTRUCTION SET

| Issue | Date | Issue Description | Rev | Date | Revision Description |
|-------|------|-------------------|-----|------|----------------------|
| | | | | | |

ARCHITECTS BLACK & WILSON Pty. Ltd.
 A.B.N. 28 069 941 868
 PH: (07) 3300 6610
 8 DESBET STREET, THE GAP, 4061
 www.architectsblackandwilson.com.au



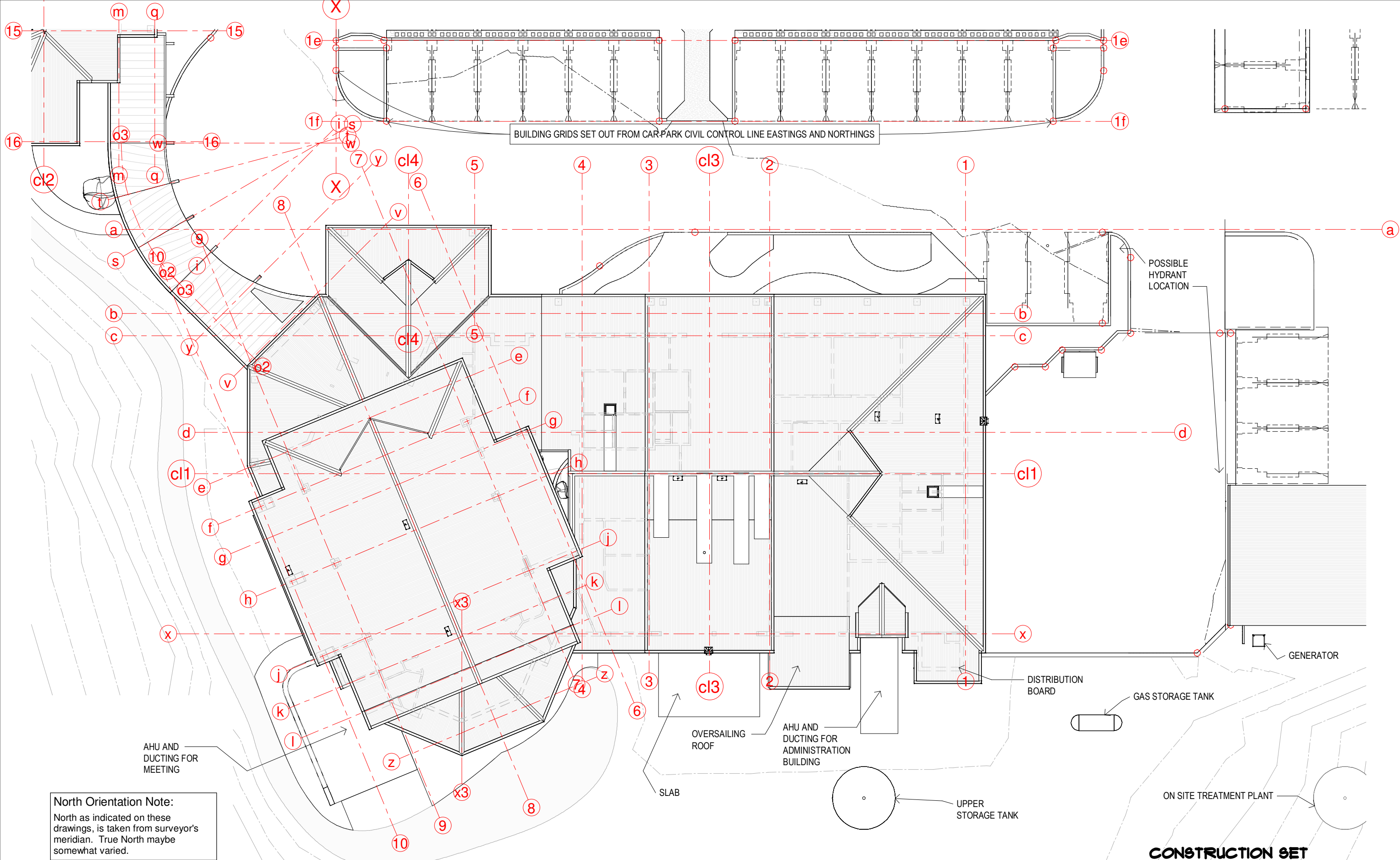
PROPOSED COMMUNITY PROJECT
 at 150 OCEANVIEW DRIVE SEASIDE
 for COMMUNITY PTY LTD

SITE PLAN 1-500
 WORKING DRAWINGS

Scale at A3 AS INDICATED
 Designed MDW
 Drawn MDW
 Checked MDW

Job No #10122
 Dwg No 1015P1
 Issue WD32

SHEET 1 OF 99

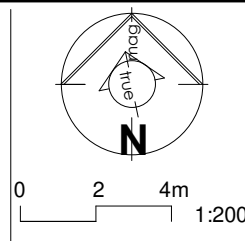


CONSTRUCTION SET

| Issue | Date | Issue Description | Rev | Date | Revision Description |
|-------|----------|-------------------|-----|------|----------------------|
| SK01 | 00.00.00 | SKETCH DESIGN | | | |



ARCHITECTS BLACK & WILSON Pty. Ltd.
 A.B.N. 28 069 941 868
 PH: (07) 3300 6610
 8 DESBET STREET, THE GAP, 4061
 www.architectsblackandwilson.com.au



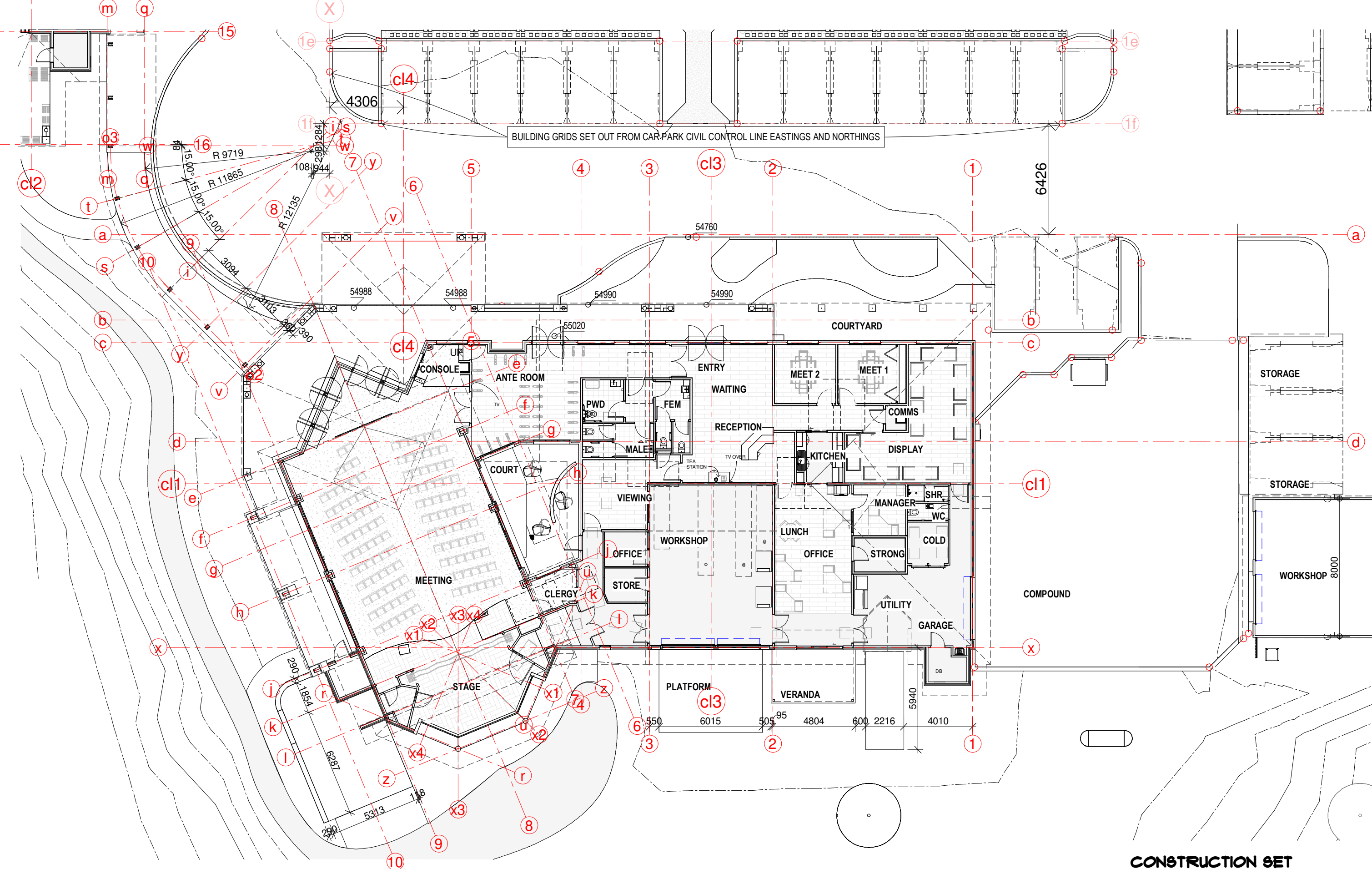
PROPOSED COMMUNITY PROJECT
 at 150 OCEANVIEW DRIVE SEASIDE
 for COMMUNITY PTY LTD

SITE PLAN 1-200 MEETING
 WORKING DRAWINGS

Scale at A3
 1 : 200
 Designed MDW
 Drawn MDW
 Checked MDW


Job No #10122
 Dwg No 1026FI
 Issue WD32
SHEET 8 OF 99

BUILDING GRIDS SET OUT FROM CAR-PARK CIVIL CONTROL LINE EASTINGS AND NORTHINGS

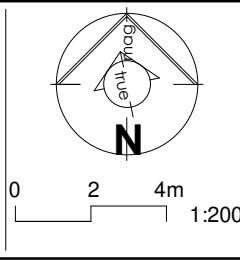


CONSTRUCTION SET

| Issue | Date | Issue Description | Rev | Date | Revision Description |
|-------|------|-------------------|-----|------|----------------------|
| | | | | | |



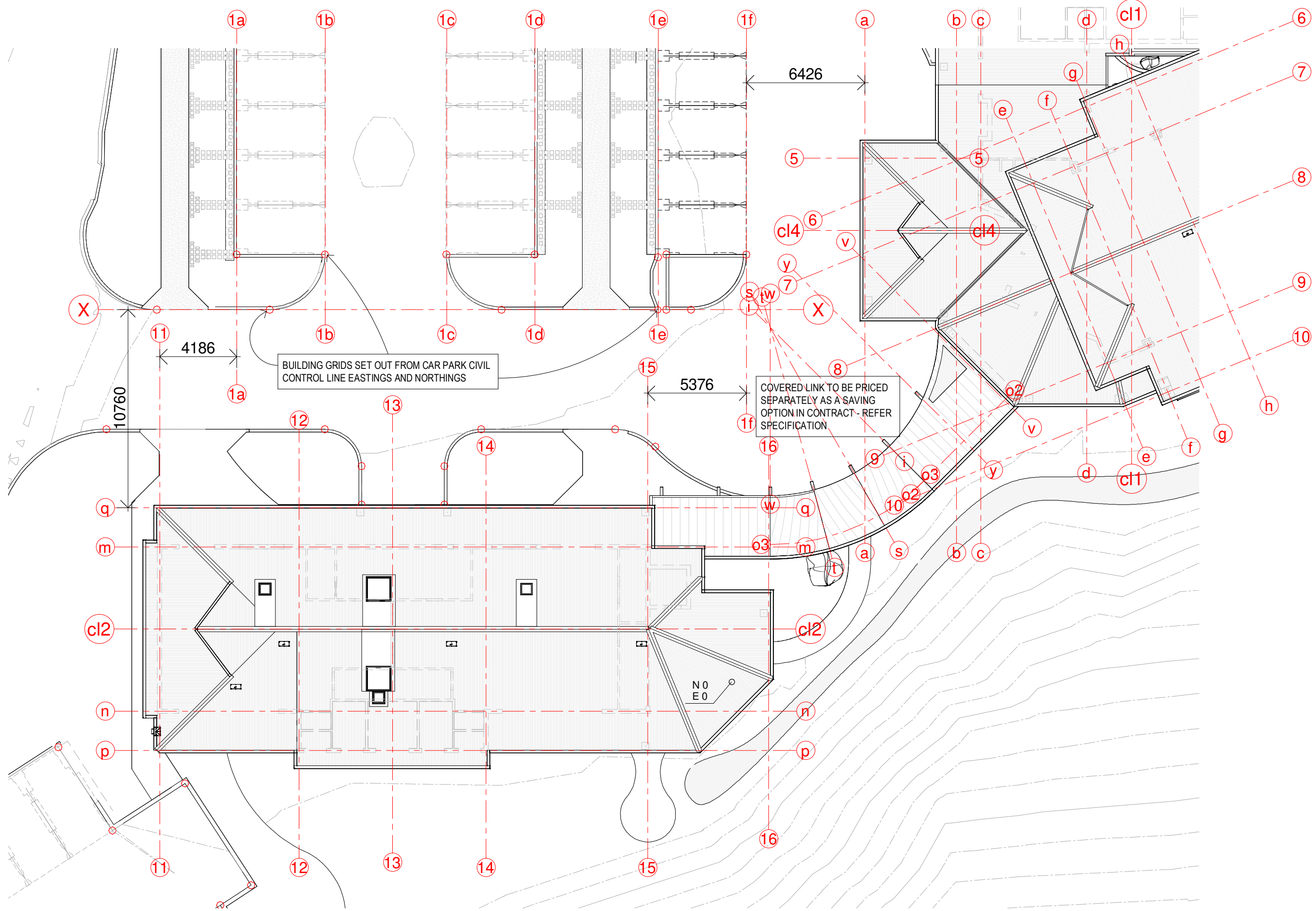
**ARCHITECTS BLACK
& WILSON Pty. Ltd.**
 A.B.N. 28 069 941 868
 PH: (07) 3300 6610
 8 DESBET STREET, THE GAP, 4061
 www.architectsblackandwilson.com.au



PROPOSED COMMUNITY PROJECT
 at 150 OCEANVIEW DRIVE SEASIDE
 for COMMUNITY PTY LTD


**SITE PLAN 1-200
GROUND LEVEL MEETING**
 WORKING DRAWINGS

| | |
|----------------------|-------------------------|
| Scale at A3 1:200 | Job No #10722 |
| Designed MDW | Dwg No 1036PI |
| Drawn MDW | Issue WD32 |
| Checked MDW | SHEET 10 OF 59 |

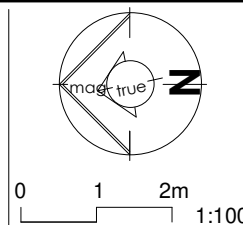


CONSTRUCTION SET

| Issue | Date | Issue Description | Rev | Date | Revision Description |
|-------|------|-------------------|-----|------|----------------------|
| | | | | | |



ARCHITECTS BLACK & WILSON Pty. Ltd.
 A.B.N. 28 069 941 868
 PH: (07) 3300 6610
 8 DESBET STREET, THE GAP, 4061
 www.architectsblackandwilson.com.au

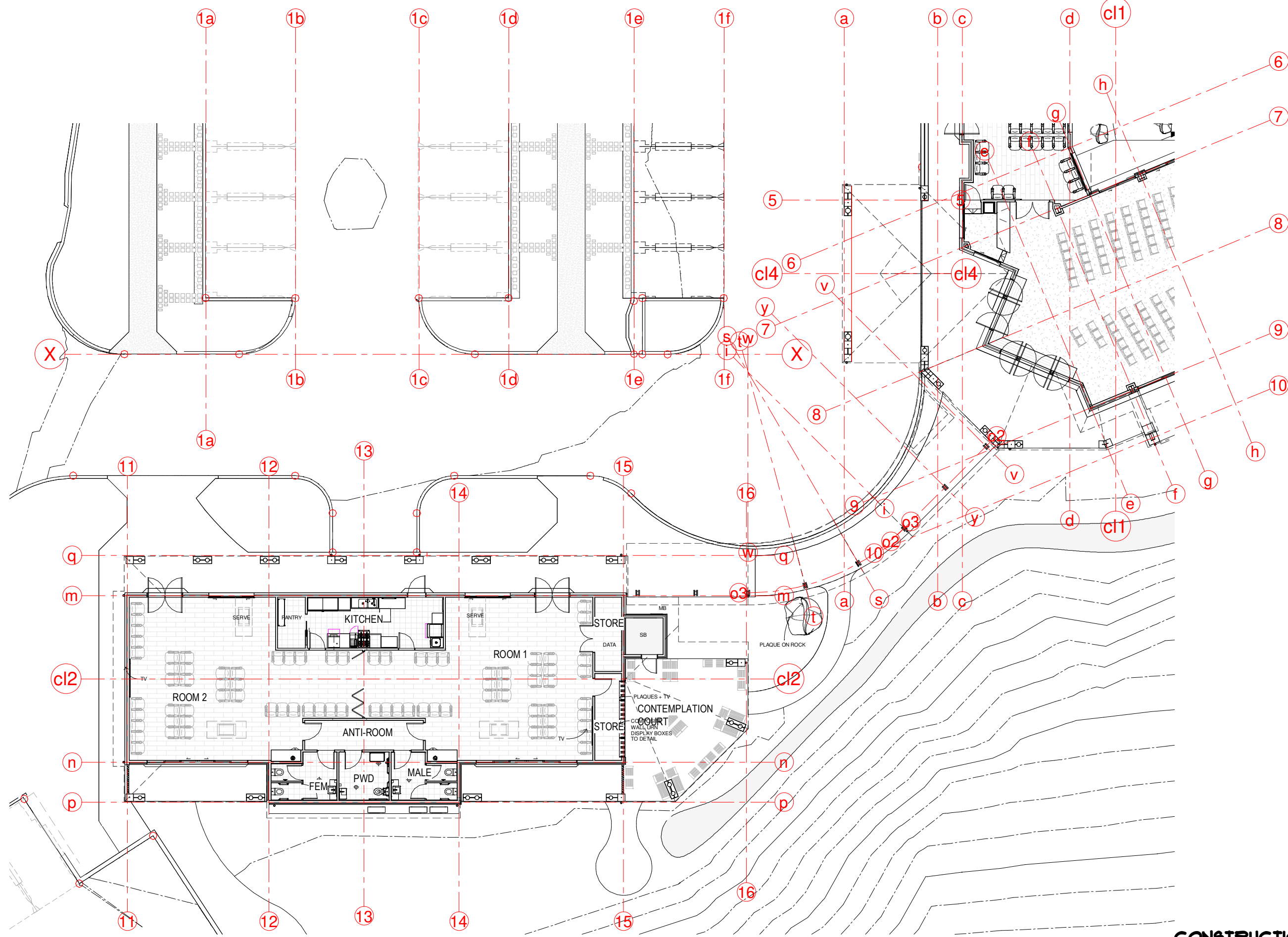


PROPOSED COMMUNITY PROJECT
 at 150 OCEANVIEW DRIVE SEASIDE
 for COMMUNITY PTY LTD

SITE PLAN 1-200 REFRESHMENTS
 WORKING DRAWINGS


Scale at A3
 1 : 200
 Designed MDW
 Drawn MDW
 Checked MDW

Job No #10122
 Dwg No 1049F1
 Issue WD32
 SHEET 10 OF 59

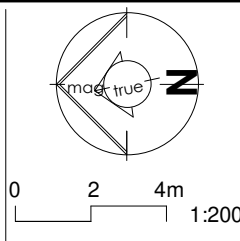


CONSTRUCTION SET

| Issue | Date | Issue Description | Rev | Date | Revision Description |
|-------|------|-------------------|-----|------|----------------------|
| | | | | | |



ARCHITECTS BLACK & WILSON Pty. Ltd.
 A.B.N. 28 069 941 868
 PH: (07) 3300 6610
 8 DESBET STREET, THE GAP, 4061
 www.architectsblackandwilson.com.au

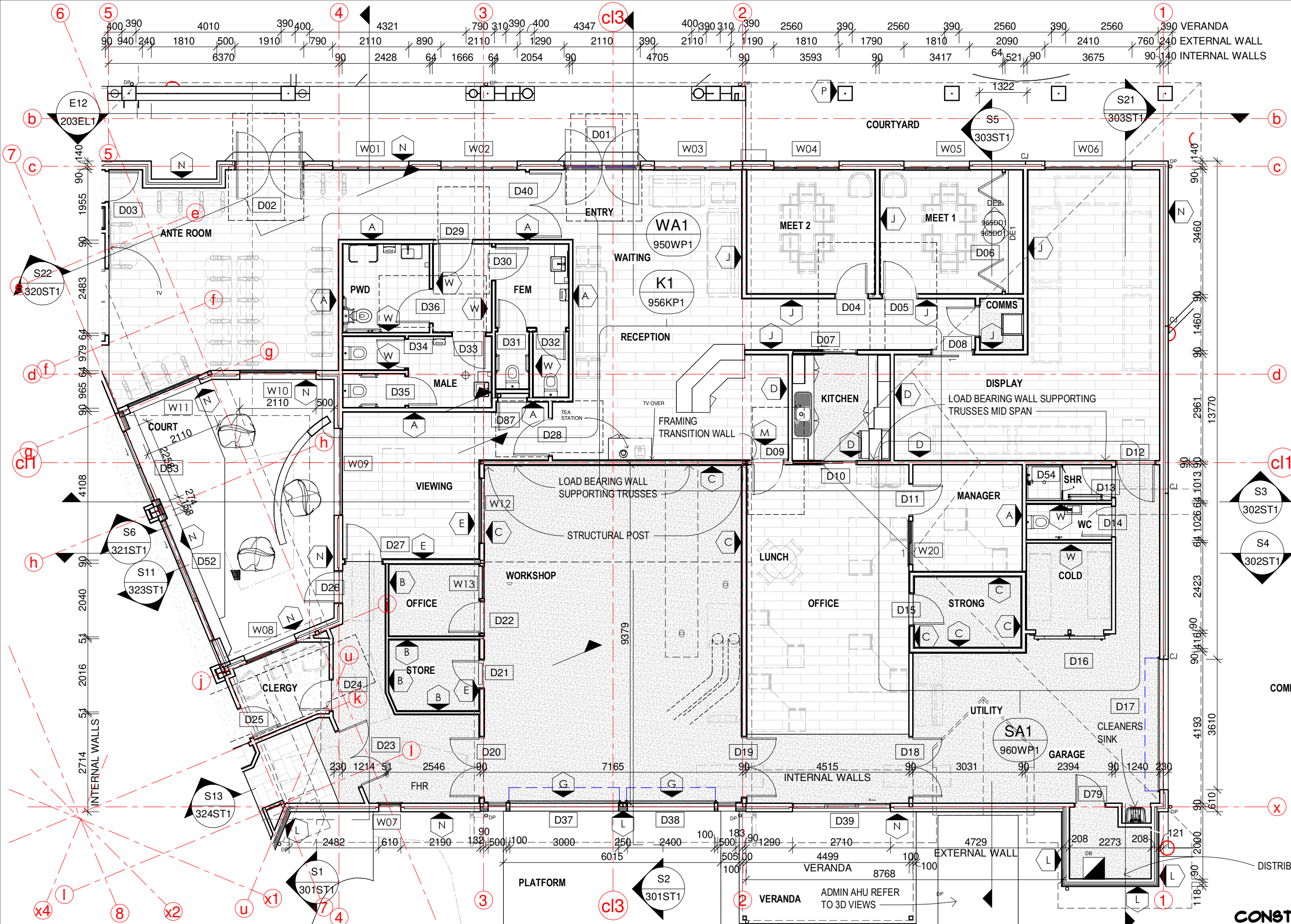


PROPOSED COMMUNITY PROJECT
 at 150 OCEANVIEW DRIVE SEASIDE
 for COMMUNITY PTY LTD

SITE PLAN 1-200 GROUND LEVEL REFRESHMENTS
 WORKING DRAWINGS

Scale at A3
 1 : 200
 Designed MDW
 Drawn MDW
 Checked MDW

Job No #10122
 Dwg No 1056PI
 Issue WD32
 SHEET 11 OF 33

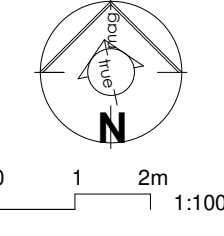


| WALL TYPE SCHEDULE | |
|--------------------|--|
| Cd | Wall description |
| A | Interior-ACOUSTIC Timber Frame 122= EXT13PB SC+6FC+90frame+13PB SC+6FC INT CSR 653 |
| B | Interior-FIRE RATED Steel Frame 128= 2x13PB FR+76frame+2x13PB FR CSR075 |
| C | Interior-FIRE RATED Timber Frame 154= 2x16PB FR+90frame+2x16PB FR CSR380 |
| D | Interior/Exterior-LOAD BEARING/BRACING Timber Fr/ame 110= 1x10PB+90frame+1X10PB |
| E | Interior-LOAD BEARING FIRE RATED Timber Frame 154= 2x16PB FR+90frame+2X16PB FR CSR380 |
| F | Exterior-240=38 Enseam+35 batten+40 rigid insulation+5 bracing+90frame+2X16PB FR |
| G | Interior-LOAD BEARING Timber Frame 154= 2x1PB FR+90frame+2X16PB FR |
| H | 2X16PB FR fixed to trusses |
| J | Interior-ACOUSTIC Timber Frame-Single Stud-142mm -2x13PB FC+90 frame +2x 13 PB FC CSR375 |
| K | Exterior-224mm= 38 Enseam+35 batten+40 rigid insulation+5 bracing+90frame+10PB+6FC |
| L | Exterior-218mm= 38 Enseam+35 batten+40 rigid insulation+5 bracing+90frame+10PB |
| M | Interior/Exterior-LOAD BEARING/BRACING Timber Fr/ame 138= 1x10PB+6FC+90frame+2X16PB SC transition wall |
| N | Exterior blockVeneer 240mm 90Brick+50cav+90frame+10pb |
| P | Exterior 200 load bearing block wall |
| Q | Exterior-15mm CFC with steel frame as detailed |
| R | Exterior 300 load bearing block wall |
| W | Interior-ACOUSTIC Steel Frame 102= EXT6FC+13PB64frame+13PB+6FC INT CSR 610 |

CONSTRUCTION SET

| Issue | Date | Issue Description | Rev | Date | Revision Description |
|-------|----------|-------------------|-----|------|----------------------|
| SK01 | 00.00.00 | SKETCH DESIGN | | | |

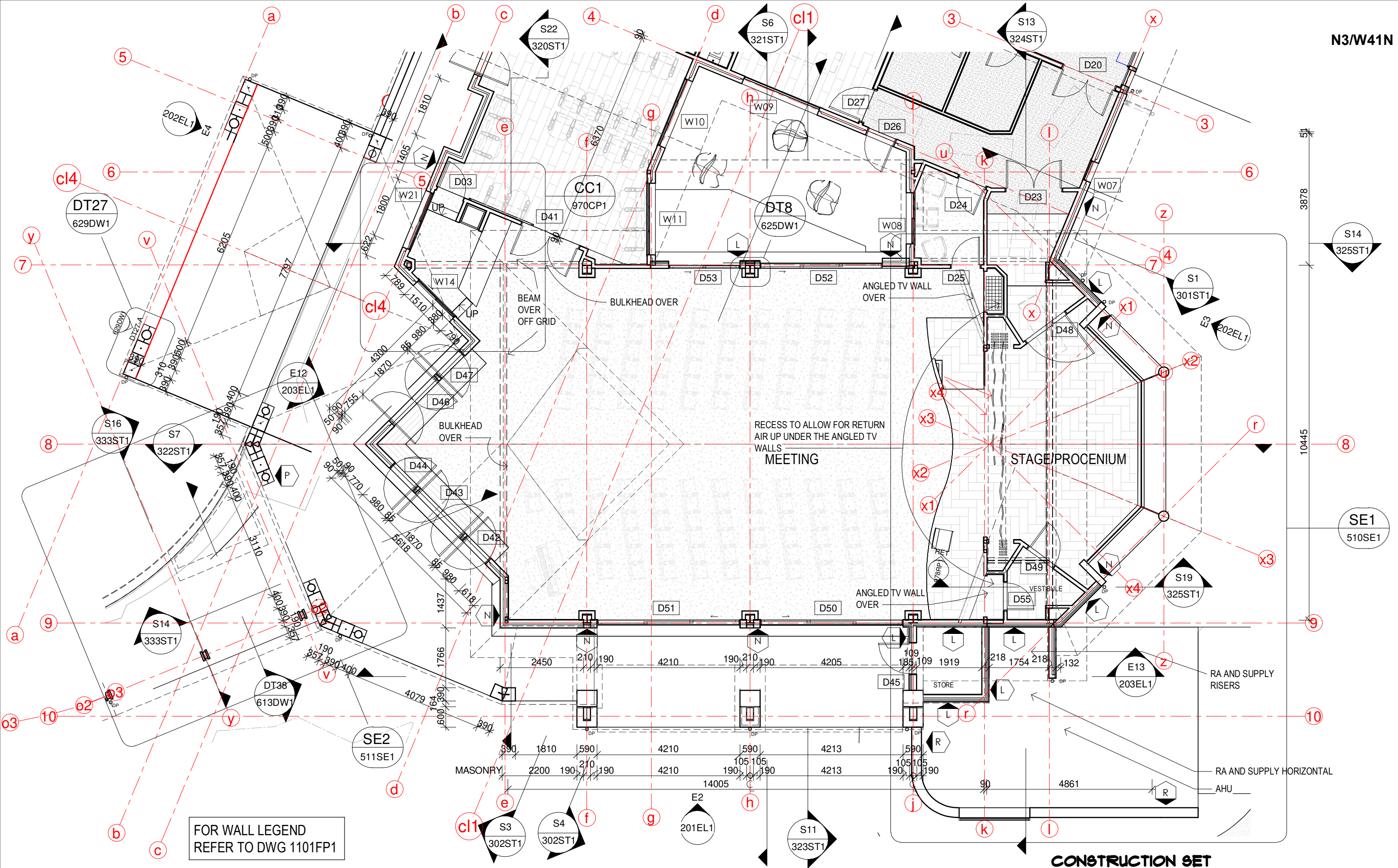
ARCHITECTS BLACK & WILSON Pty. Ltd.
 A.B.N. 28 069 941 868
 PH: (07) 3300 6610
 8 DESBET STREET, THE GAP, 4061
 www.architectsblackandwilson.com.au



PROPOSED COMMUNITY PROJECT
 at 150 OCEANVIEW DRIVE SEASIDE
 for COMMUNITY PTY LTD

ADMINISTRATION FLOOR PLAN 1=100
 WORKING DRAWINGS

| | | | |
|-------------|-------|--------|---------|
| Scale at A3 | 1:100 | Job No | #10722 |
| Designed | MDW | Dwg No | 110FFP1 |
| Drawn | MDW | Issue | WD32 |
| Checked | MDW | | |



FOR WALL LEGEND
REFER TO DWG 1101FP1

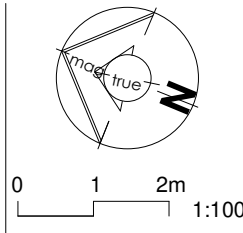
CONSTRUCTION SET

| Issue | Date | Issue Description | Rev | Date | Revision Description |
|-------|------|-------------------|-----|------|----------------------|
| | | | | | |



**ARCHITECTS BLACK
& WILSON Pty. Ltd.**

A.B.N. 28 069 941 868
PH: (07) 3300 6610
8 DESBET STREET, THE GAP, 4061
www.architectsblackandwilson.com.au



PROPOSED COMMUNITY PROJECT

at 150 OCEANVIEW DRIVE
SEASIDE

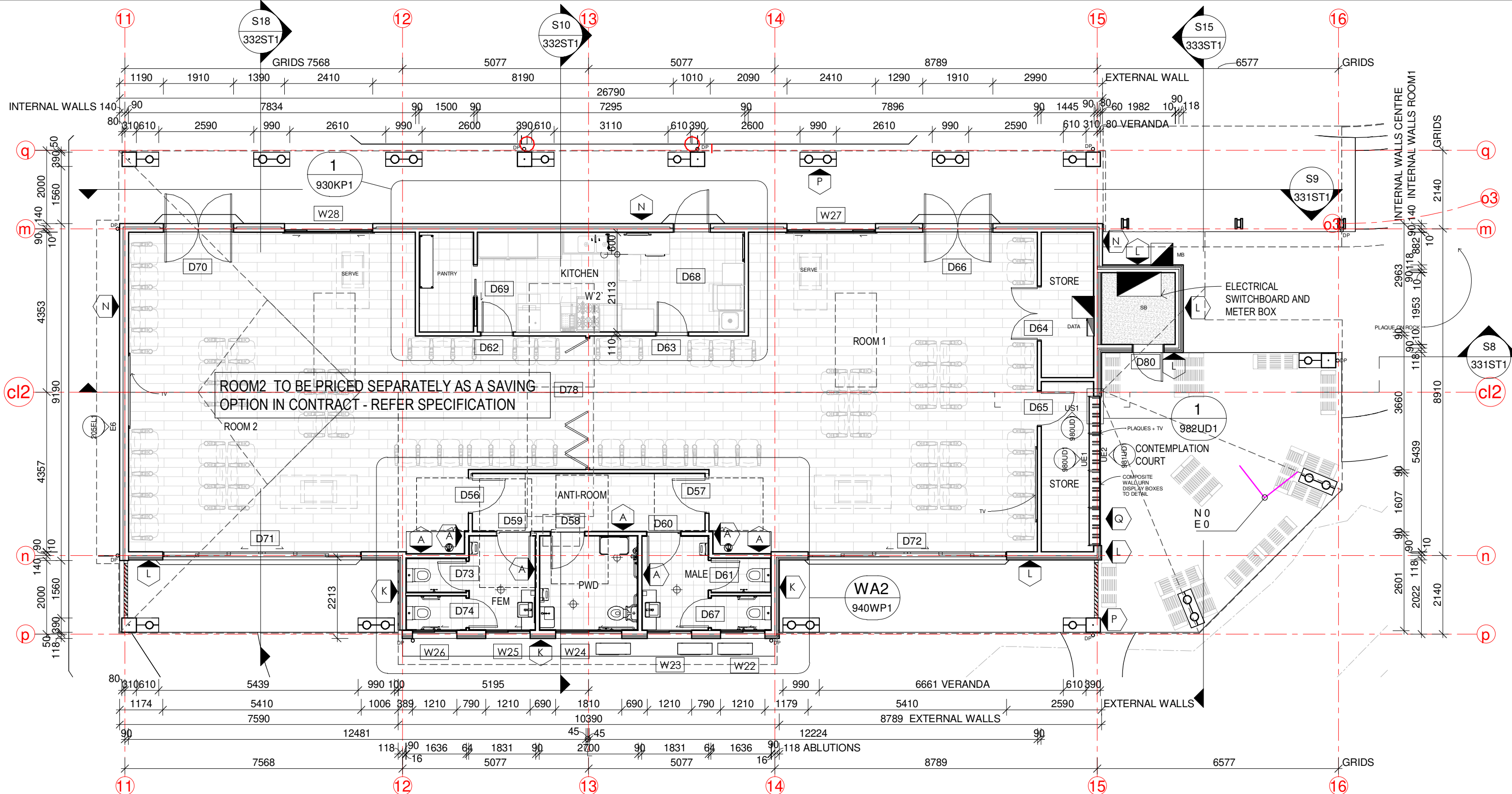
for COMMUNITY PTY LTD

**MEETING FLOOR PLAN
1=100**

WORKING DRAWINGS

Scale at A3
1:100
Designed MDW
Drawn MDW
Checked MDW

Job No
#10722
Dwg No
111FP1
Issue
WD32
SHEET 13 OF 99



| WALL TYPE SCHEDULE Copy 1 | |
|---------------------------|--|
| Cd | Wall description |
| A | Interior-ACOUSTIC Timber Frame 122= EXT13PB SC+ 6FC+90frame+13PB SC+6FC INT CSR 653 |
| B | Interior-FIRE RATED Steel Frame 128= 2x13PB FR+76frame+2x13PB FR CSR075 |

| WALL TYPE SCHEDULE Copy 1 | |
|---------------------------|---|
| Cd | Wall description |
| C | Interior-FIRE RATED Timber Frame 154= 2x16PB FR+90frame+2x16PB FR CSR380 |
| D | Interior/Exterior-LOAD BEARING/BRACING Timber Fr/ame 110= 1x10PB+90frame+1X10PB |

| WALL TYPE SCHEDULE Copy 1 | |
|---------------------------|---|
| Cd | Wall description |
| E | Interior-LOAD BEARING FIRE RATED Timber Frame 154= 2x16PB FR+90frame+2X16PB FR CSR380 |
| F | Exterior-240=38 Enseam+35 batten+40 rigid insulation+5 bracing+90frame+2X16PB FR |

| WALL TYPE SCHEDULE Copy 1 | |
|---------------------------|--|
| Cd | Wall description |
| G | Interior-LOAD BEARING Timber Frame 154= 2x1PB FR+90frame+2X16PB FR |
| H | 2X16PB FR fixed to trusses |
| J | Interior-ACOUSTIC Timber Frame-Single Stud-142mm =2x13PB FC+90 frame +2x 13 PB FC CSR375 |

| WALL TYPE SCHEDULE Copy 1 | |
|---------------------------|--|
| Cd | Wall description |
| K | Exterior-224mm= 38 Enseam+35 batten+40 rigid insulation+5 bracing+90frame+10PB+6FC |
| L | Interior-218mm= 38 Enseam+35 batten+40 rigid insulation+5 bracing+90frame+10PB |

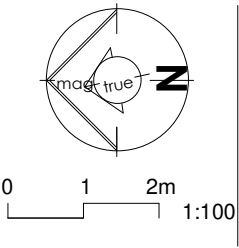
| WALL TYPE SCHEDULE Copy 1 | |
|---------------------------|--|
| Cd | Wall description |
| M | Interior/Exterior-LOAD BEARING/BRACING Timber Fr/ame 138= 1x10PB+6FC+90frame+2X16PB SC transition wall |
| N | Exterior blockVeneer 240mm 90Brick+50cav+90frame+10pb |

| WALL TYPE SCHEDULE Copy 1 | |
|---------------------------|--|
| Cd | Wall description |
| P | Exterior 200 load bearing block wall |
| Q | Exterior-15mm CFC with steel frame as detailed |
| R | Exterior 300 load bearing block wall |
| W | Interior-ACOUSTIC Steel Frame 102= EXT6FC+13PB64frame+13PB+6FC INT CSR 610 |

CONSTRUCTION SET

| Issue | Date | Issue Description | Rev | Date | Revision Description |
|-------|------|-------------------|-----|------|----------------------|
| | | | | | |

**ARCHITECTS BLACK
& WILSON Pty. Ltd.**
A.B.N. 28 069 941 868
PH: (07) 3300 6610
8 DESBET STREET, THE GAP, 4061
www.architectsblackandwilson.com.au



**PROPOSED COMMUNITY
PROJECT**
at 150 OCEANVIEW DRIVE
SEASIDE
for COMMUNITY PTY LTD

**REFRESHMENTS FLOOR
PLAN 1=100**
WORKING DRAWINGS

Scale at A3
1:100
Designed
MDW
Drawn
MDW
Checked
MDW
Job No
#10722
Dwg No
112FP1
Issue
WD32
SHEET 14 OF 99

Sheet Notes - 111FP
 A Sheet 111FP Note A
 B Sheet 111FP Note B

Renovations List

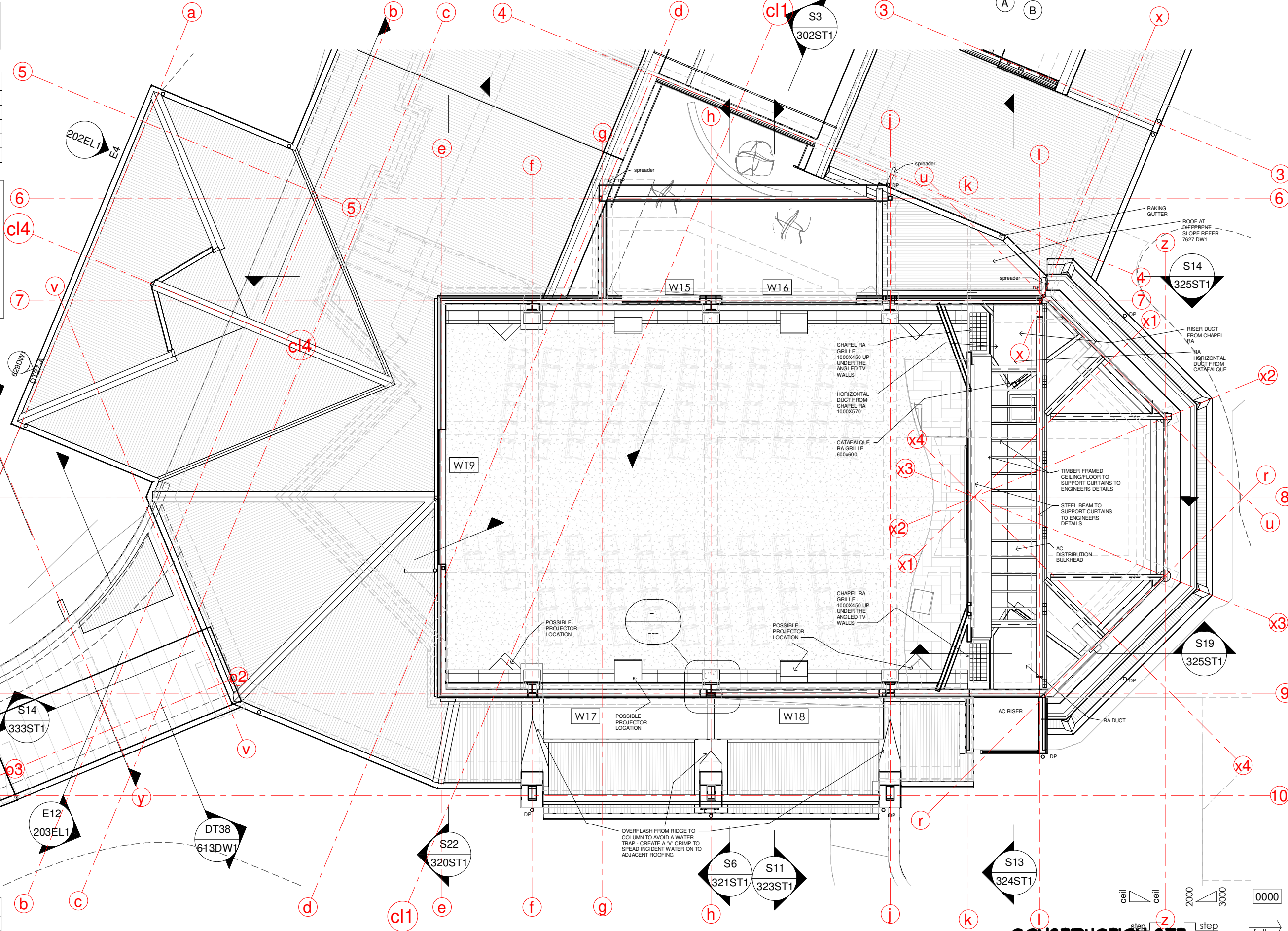
| No | Reno description |
|-----|---------------------|
| 0.1 | reno note 1 level 0 |
| 0.2 | reno note 2 level 0 |
| 0.3 | reno note 3 level 0 |
| 1.3 | reno note 1 level 1 |

proposed plan symbols

| | |
|--|---------------------------------|
| | raking ceiling with end heights |
| | ceiling height |
| | fall direction & height |
| | stepdown |
| | identification marker |

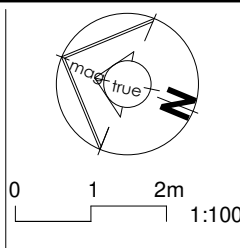
KEYNOTES LEGEND

| ITEM | DESCRIPTION |
|------|-------------|
| | |
| | |



| Issue | Date | Issue Description | Rev | Date | Revision Description |
|-------|----------|-------------------|-----|------|----------------------|
| SK01 | 00.00.00 | SKETCH DESIGN | | | |

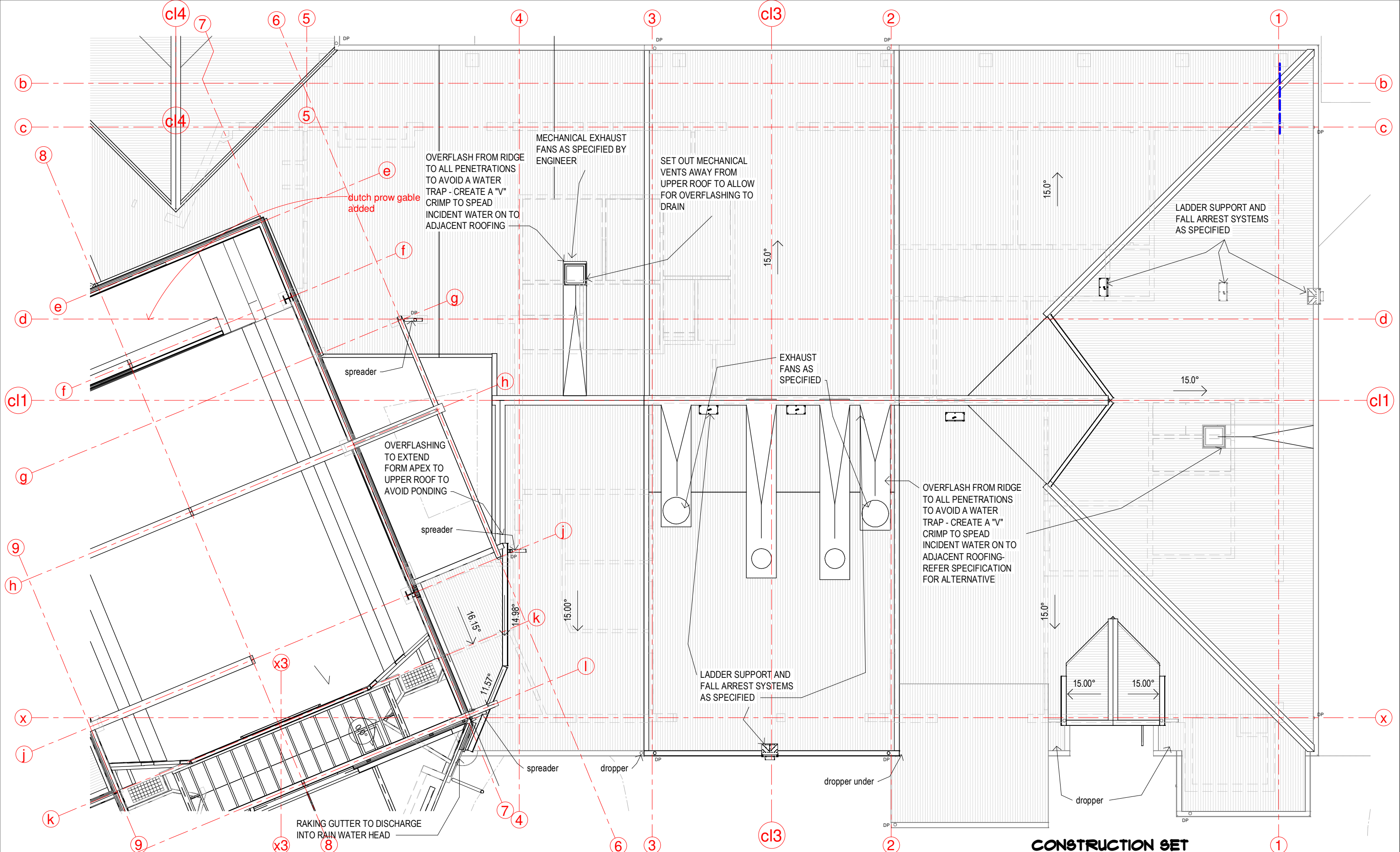
ARCHITECTS BLACK & WILSON Pty. Ltd.
 A.B.N. 28 069 941 868
 PH: (07) 3300 6610
 8 DESBET STREET, THE GAP, 4061
 www.architectsblackandwilson.com.au



PROPOSED COMMUNITY PROJECT
 at 150 OCEANVIEW DRIVE SEASIDE
 for COMMUNITY PTY LTD

MEETING CLERESTOREY FLOOR PLAN
 WORKING DRAWINGS

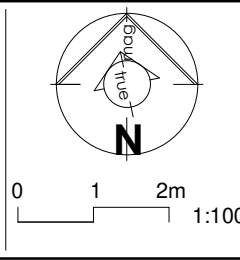
Scale at A3
 1:100
 Designed MDW
 Drawn MDW
 Checked MDW
 Job No #10122
 Dwg No 121FP1
 Issue WD32
 SHEET 15 OF 33



CONSTRUCTION SET

| Issue | Date | Issue Description | Rev | Date | Revision Description |
|-------|------|-------------------|-----|------|----------------------|
| | | | | | |

ARCHITECTS BLACK & WILSON Pty. Ltd.
 A.B.N. 28 069 941 868
 PH: (07) 3300 6610
 8 DESBET STREET, THE GAP, 4061
 www.architectsblackandwilson.com.au

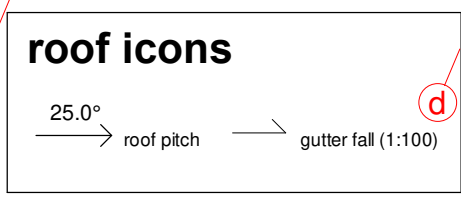
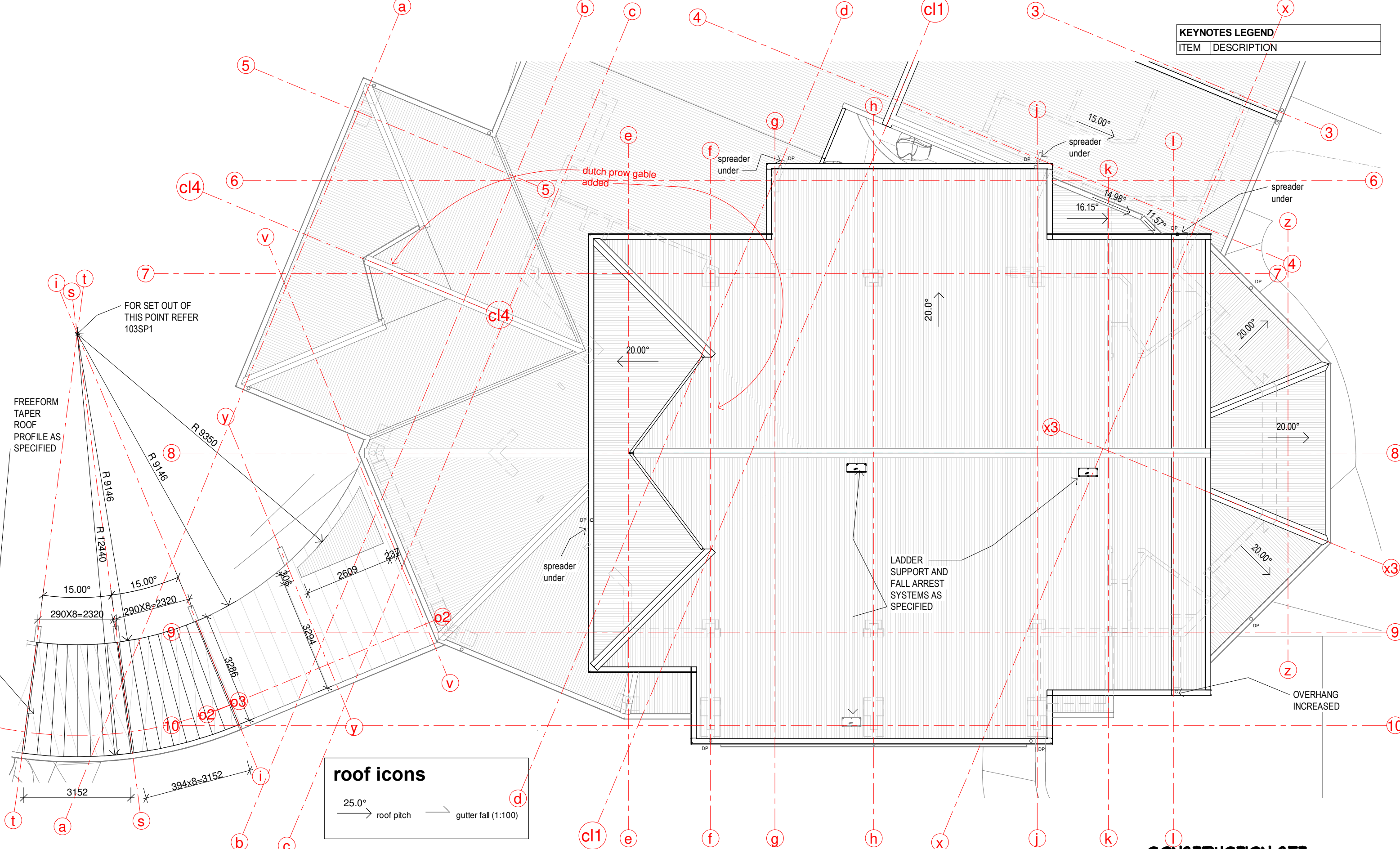


PROPOSED COMMUNITY PROJECT
 at 150 OCEANVIEW DRIVE SEASIDE
 for COMMUNITY PTY LTD

ROOF PLAN ADMINISTRATION
 WORKING DRAWINGS

Scale at A3
 1 : 100
 Designed MDW
 Drawn MDW
 Checked MDW
 Job No #10122
 Dwg No 130RPI
 Issue WD32
SHEET 16 OF 33

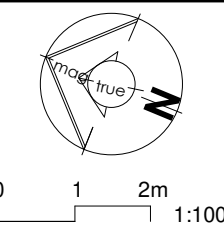
| KEYNOTES LEGEND | |
|-----------------|-------------|
| ITEM | DESCRIPTION |



CONSTRUCTION SET

| Issue | Date | Issue Description | Rev | Date | Revision Description |
|-------|----------|-------------------|-----|------|----------------------|
| SK01 | 00.00.00 | SKETCH DESIGN | | | |

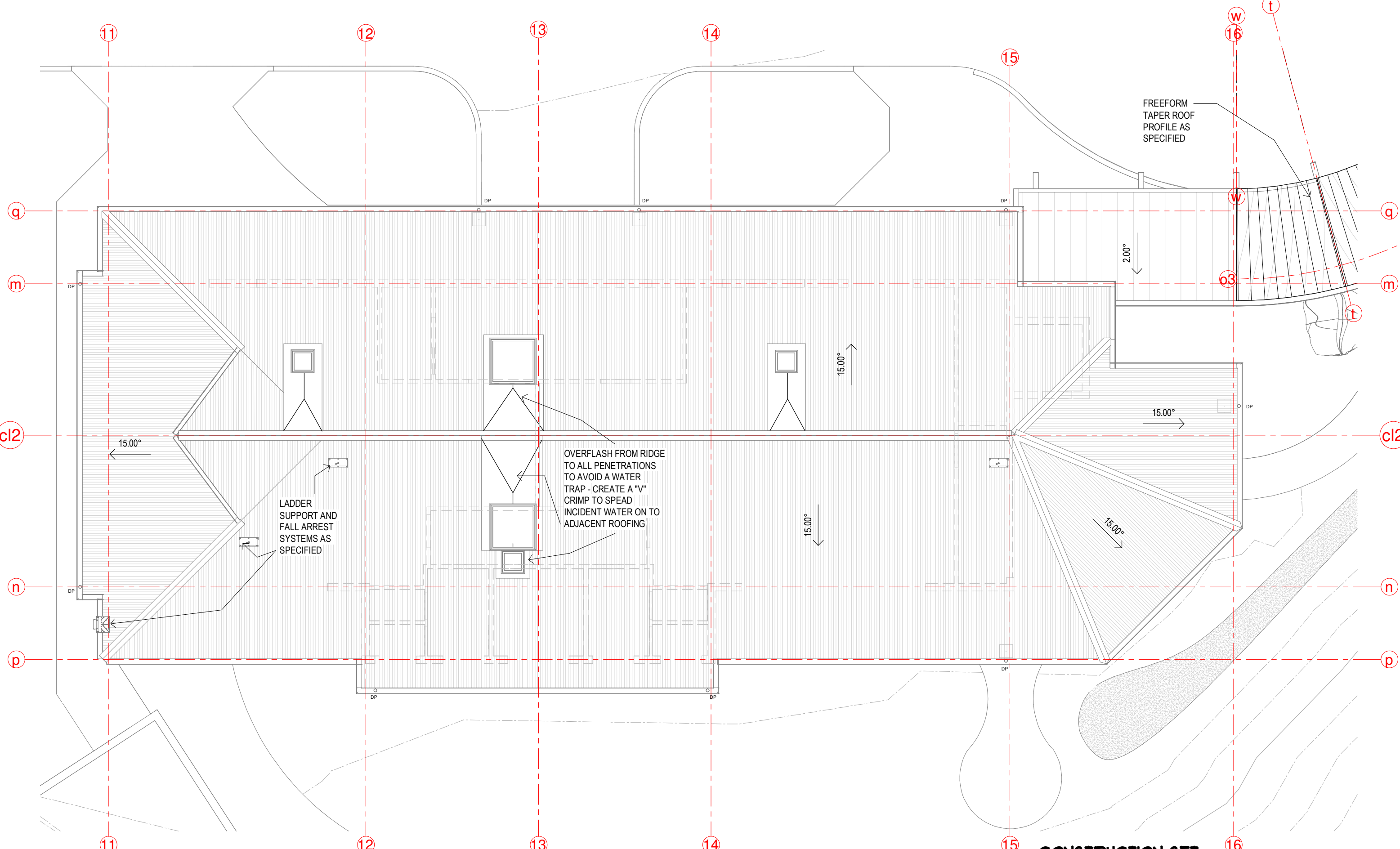
ARCHITECTS BLACK & WILSON Pty. Ltd.
 A.B.N. 28 069 941 868
 PH: (07) 3300 6610
 8 DESBET STREET, THE GAP, 4061
 www.architectsblackandwilson.com.au



PROPOSED COMMUNITY PROJECT
 at 150 OCEANVIEW DRIVE SEASIDE
 for COMMUNITY PTY LTD

ROOF PLAN MEETING
 WORKING DRAWINGS

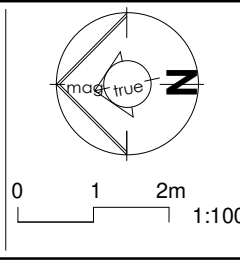
| | |
|----------------------|-------------------------|
| Scale at A3 1:100 | Job No #10722 |
| Designed MDW | Dwg No 131RPI |
| Drawn MDW | Issue WD32 |
| Checked MDW | SHEET 17 OF 99 |



CONSTRUCTION SET

| Issue | Date | Issue Description | Rev | Date | Revision Description |
|-------|------|-------------------|-----|------|----------------------|
| | | | | | |

ARCHITECTS BLACK & WILSON Pty. Ltd.
 A.B.N. 28 069 941 868
 PH: (07) 3300 6610
 8 DESBET STREET, THE GAP, 4061
 www.architectsblackandwilson.com.au

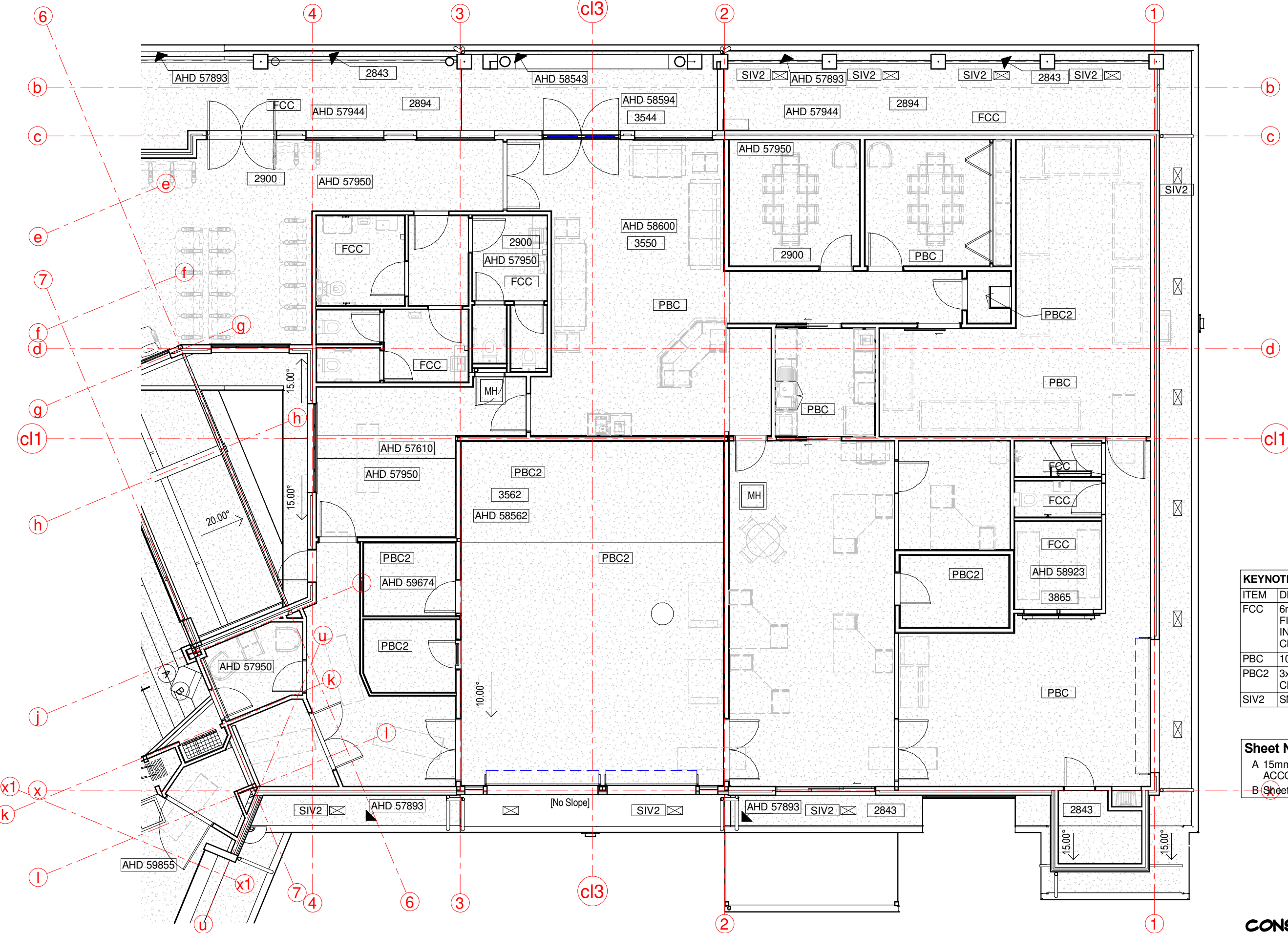


PROPOSED COMMUNITY PROJECT
 at 150 OCEANVIEW DRIVE SEASIDE
 for COMMUNITY PTY LTD

ROOF PLAN REFRESHMENTS
 WORKING DRAWINGS

Scale at A3
 1 : 100
 Designed MDW
 Drawn MDW
 Checked MDW

Job No #10122
 Dwg No 132RPI
 Issue WD32
 SHEET 18 OF 33



KEYNOTES LEGEND

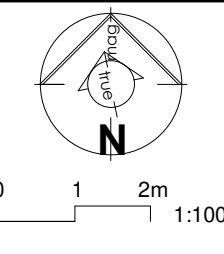
| ITEM | DESCRIPTION |
|------|---|
| FCC | 6mm VERSILUX/HARDIFLEX FIBROUS CEMENT TO INTERNAL/EXTERNAL CEILING/SOFFIT |
| PBC | 10mm PLASTERBOARD TO CEILING |
| PBC2 | 3x16mm FR PLASTERBOARD TO CEILING |
| SIV2 | SNAP IN VENT METAL |

Sheet Notes - 980UD
 A 15mm FIBRE CEMENT SHEETING SCREW FIXED TO STRUCTURE ACCORDANCE WITH MANUFACTURERS RECOMMENDATION
 B Sheet 160RC Note B

CONSTRUCTION SET

| Issue | Date | Issue Description | Rev | Date | Revision Description |
|-------|------|-------------------|-----|------|----------------------|
| | | | | | |

ARCHITECTS BLACK & WILSON Pty. Ltd.
 A.B.N. 28 069 941 868
 PH: (07) 3300 6610
 8 DESBET STREET, THE GAP, 4061
 www.architectsblackandwilson.com.au

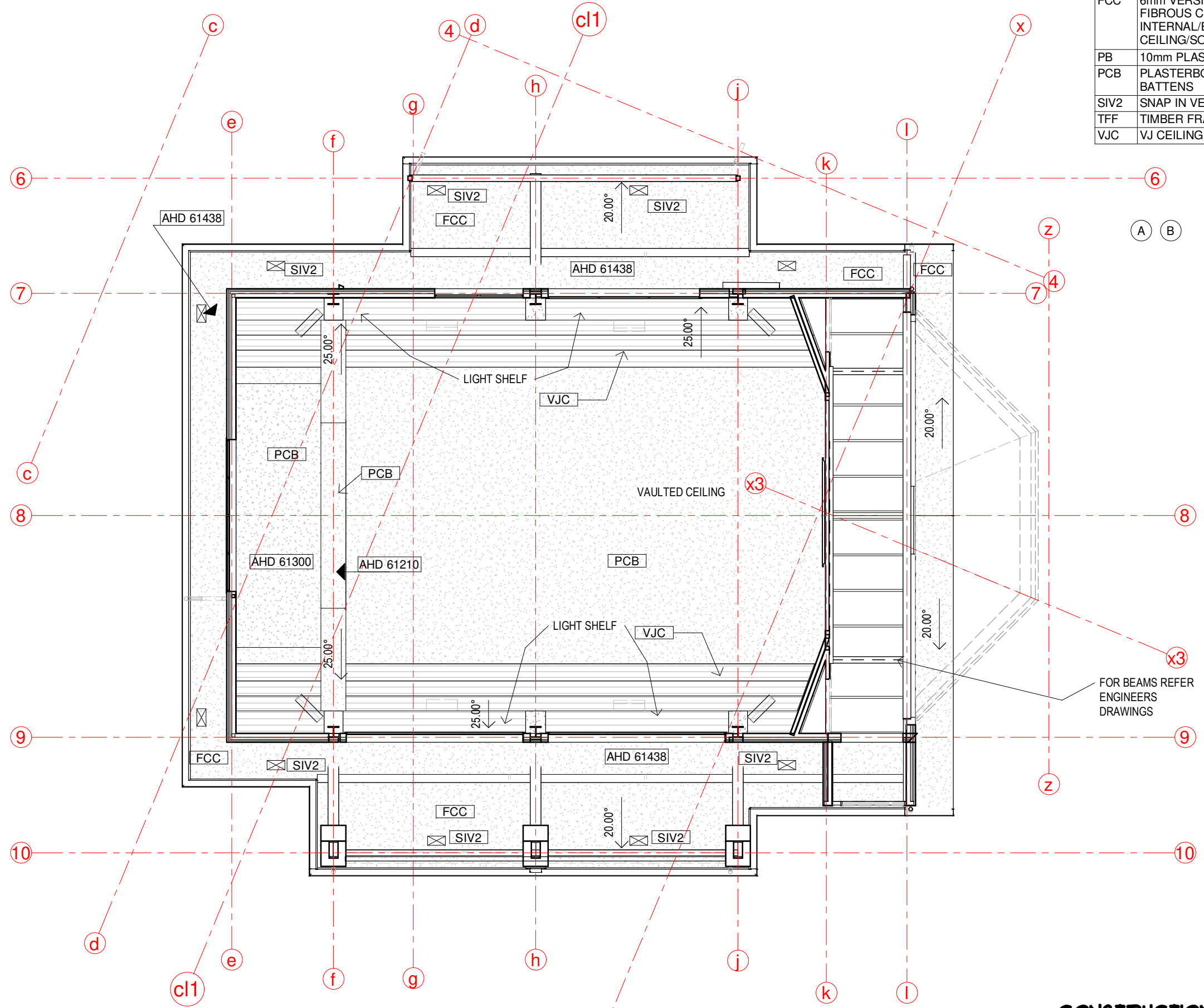


PROPOSED COMMUNITY PROJECT
 at 150 OCEANVIEW DRIVE SEASIDE
 for COMMUNITY PTY LTD

RCP ADMINISTRATION
 WORKING DRAWINGS

Scale at A3
 1 : 100
 Designed MDW
 Drawn MDW
 Checked MDW
 Job No #10722
 Dwg No 160RC1
 Issue WD32
 SHEET 19 OF 39

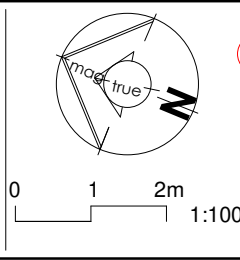
| KEYNOTES LEGEND | |
|-----------------|---|
| ITEM | DESCRIPTION |
| FCC | 6mm VERSILUX/HARDIFLEX FIBROUS CEMENT TO INTERNAL/EXTERNAL CEILING/SOFFIT |
| PB | 10mm PLASTERBOARD |
| PCB | PLASTERBOARD CEILING ON BATTENS |
| SIV2 | SNAP IN VENT METAL |
| TFF | TIMBER FRAMING |
| VJC | VJ CEILING |



CONSTRUCTION SET

| Issue | Date | Issue Description | Rev | Date | Revision Description |
|-------|------|-------------------|-----|------|----------------------|
| | | | | | |

ARCHITECTS BLACK & WILSON Pty. Ltd.
 A.B.N. 28 069 941 868
 PH: (07) 3300 6610
 8 DESBET STREET, THE GAP, 4061
 www.architectsblackandwilson.com.au

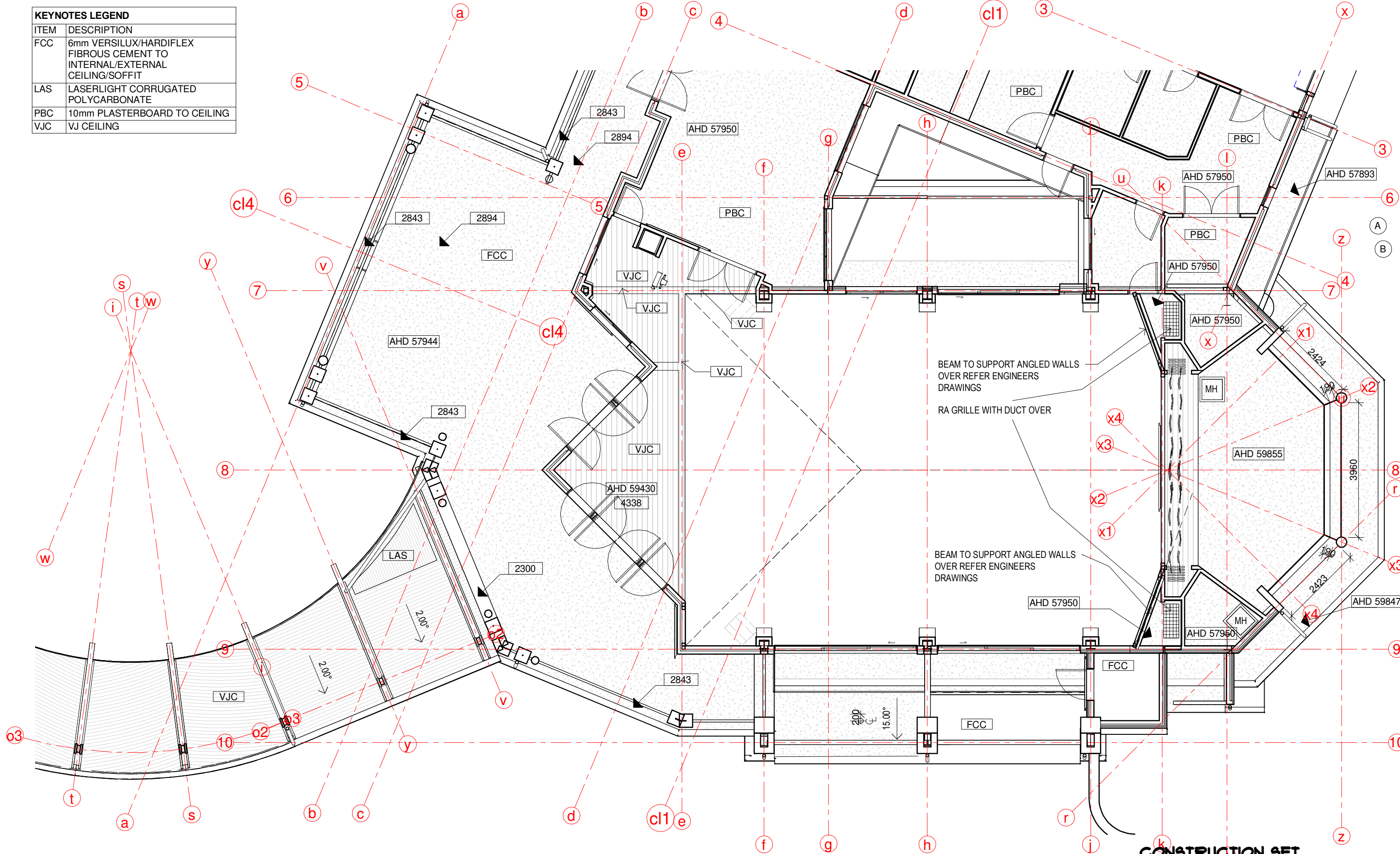


PROPOSED COMMUNITY PROJECT
 at 150 OCEANVIEW DRIVE SEASIDE
 for COMMUNITY PTY LTD

RCP MEETING UPPER
 WORKING DRAWINGS

Scale at A3
 1 : 100
 Designed MDW
 Drawn MDW
 Checked MDW
 Job No #10122
 Dwg No 161RC1
 Issue WD32
 SHEET 20 OF 33

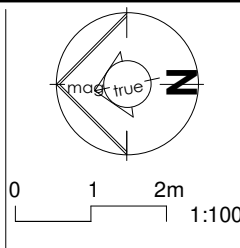
| KEYNOTES LEGEND | |
|-----------------|---|
| ITEM | DESCRIPTION |
| FCC | 6mm VERSILUX/HARDIFLEX FIBROUS CEMENT TO INTERNAL/EXTERNAL CEILING/SOFFIT |
| LAS | LASERLIGHT CORRUGATED POLYCARBONATE |
| PBC | 10mm PLASTERBOARD TO CEILING |
| VJC | VJ CEILING |



CONSTRUCTION SET

| Issue | Date | Issue Description | Rev | Date | Revision Description |
|-------|------|-------------------|-----|------|----------------------|
| | | | | | |

ARCHITECTS BLACK & WILSON Pty. Ltd.
 A.B.N. 28 069 941 868
 PH: (07) 3300 6610
 8 DESBET STREET, THE GAP, 4061
 www.architectsblackandwilson.com.au

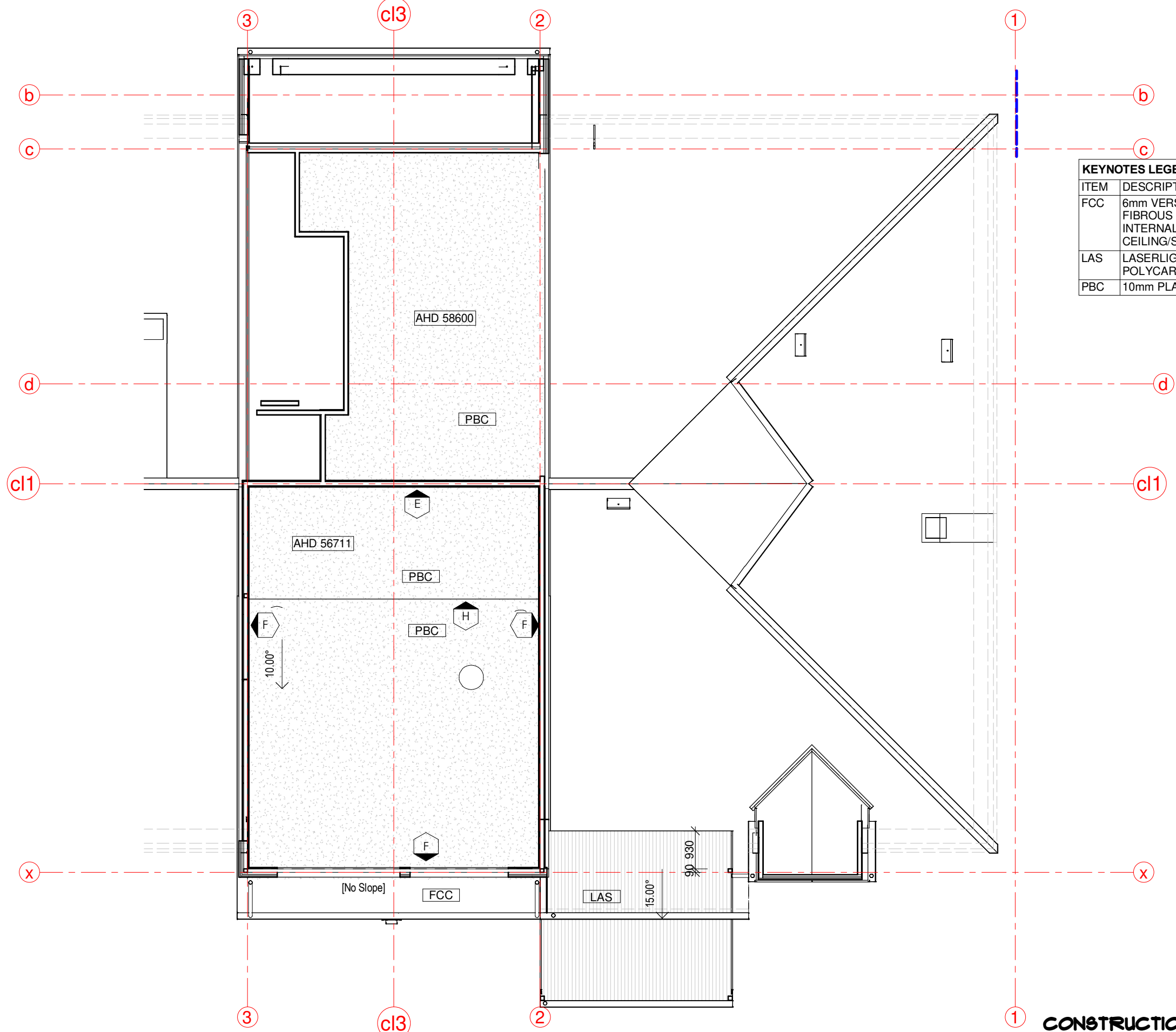


PROPOSED COMMUNITY PROJECT
 at 150 OCEANVIEW DRIVE SEASIDE
 for COMMUNITY PTY LTD

RCP MEETING LOWER
 WORKING DRAWINGS

Scale at A3
 1:100
 Designed MDW
 Drawn MDW
 Checked MDW

Job No #10122
 Dwg No 102RC1
 Issue WD32
 SHEET 21 OF 93

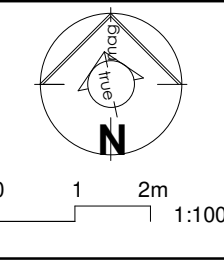


| KEYNOTES LEGEND | |
|-----------------|---|
| ITEM | DESCRIPTION |
| FCC | 6mm VERSILUX/HARDIFLEX FIBROUS CEMENT TO INTERNAL/EXTERNAL CEILING/SOFFIT |
| LAS | LASERLIGHT CORRUGATED POLYCARBONATE |
| PBC | 10mm PLASTERBOARD TO CEILING |

CONSTRUCTION SET

| Issue | Date | Issue Description | Rev | Date | Revision Description |
|-------|------|-------------------|-----|------|----------------------|
| | | | | | |

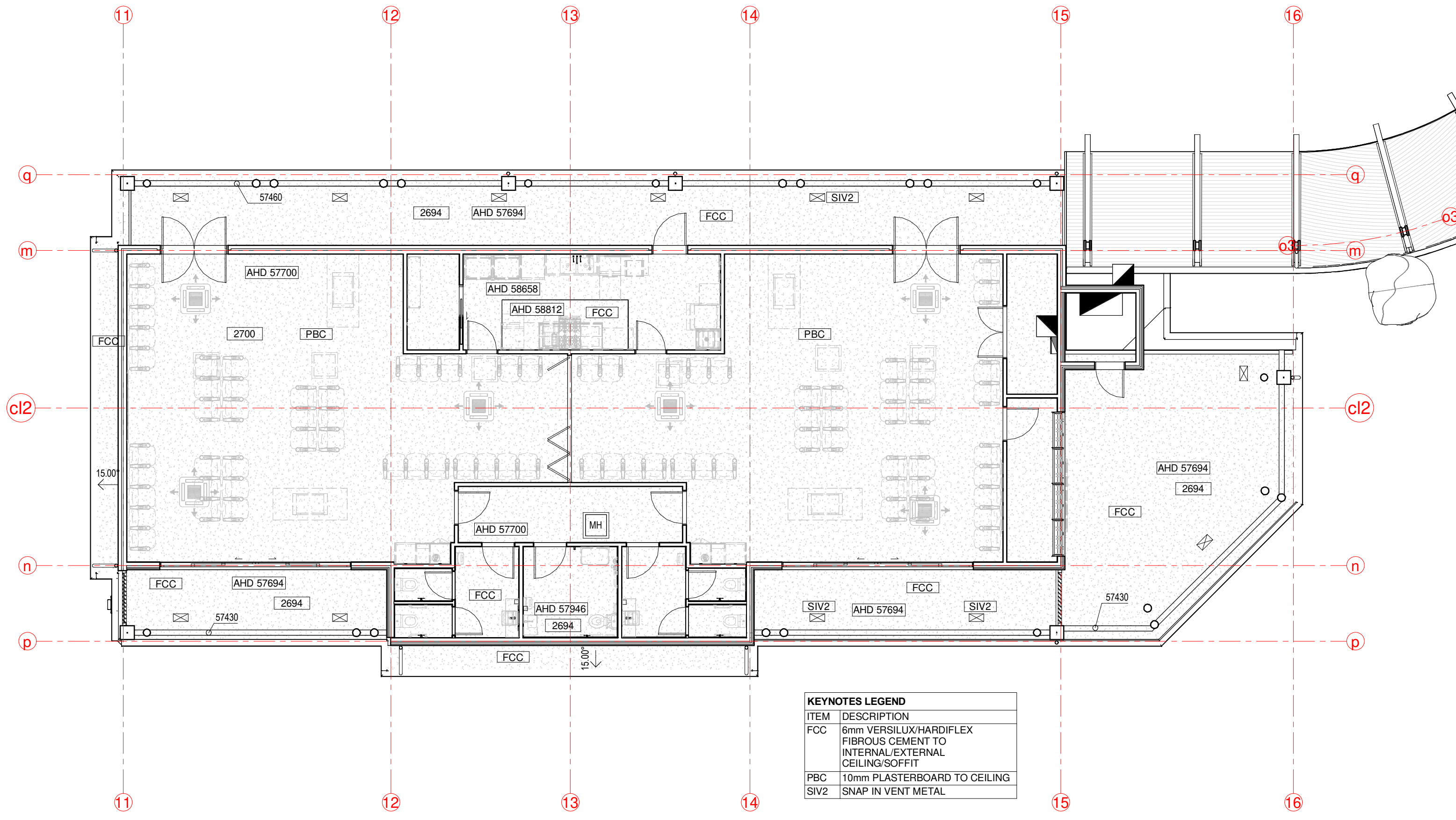
ARCHITECTS BLACK & WILSON Pty. Ltd.
 A.B.N. 28 069 941 868
 PH: (07) 3300 6610
 8 DESBET STREET, THE GAP, 4061
 www.architectsblackandwilson.com.au



PROPOSED COMMUNITY PROJECT
 at 150 OCEANVIEW DRIVE SEASIDE
 for COMMUNITY PTY LTD

RCP WORKSHOP
 WORKING DRAWINGS

Scale at A3
 1 : 100
 Designed MDW
 Drawn MDW
 Checked MDW
 Job No #10122
 Dwg No 163RC1
 Issue WD32
SHEET 22 OF 99

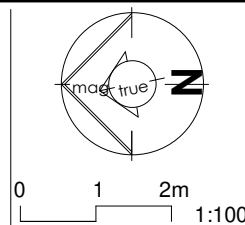


CONSTRUCTION SET

| Issue | Date | Issue Description | Rev | Date | Revision Description |
|-------|------|-------------------|-----|------|----------------------|
| | | | | | |



ARCHITECTS BLACK & WILSON Pty. Ltd.
 A.B.N. 28 069 941 868
 PH: (07) 3300 6610
 8 DESBET STREET, THE GAP, 4061
 www.architectsblackandwilson.com.au



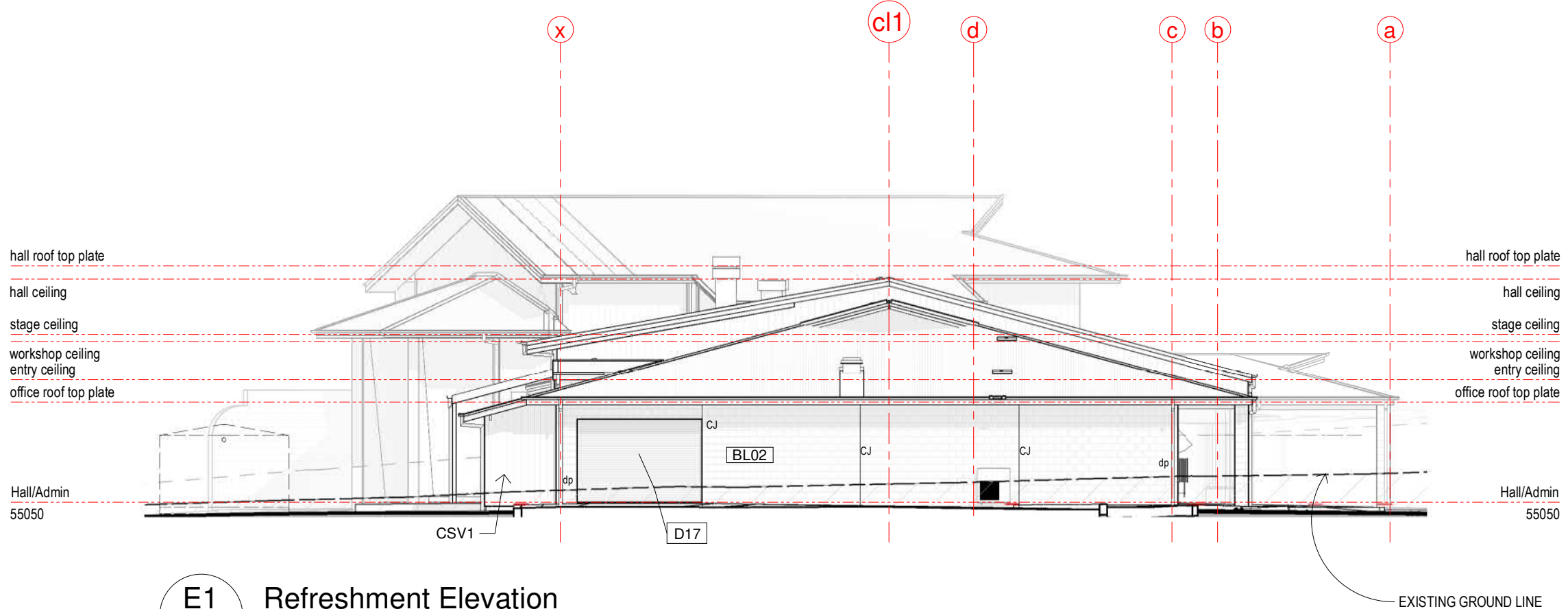
PROPOSED COMMUNITY PROJECT
 at 150 OCEANVIEW DRIVE SEASIDE
 for COMMUNITY PTY LTD

RCP REFRESHMENTS
 WORKING DRAWINGS

Scale at A3
 1 : 100
 Designed MDW
 Drawn MDW
 Checked MDW

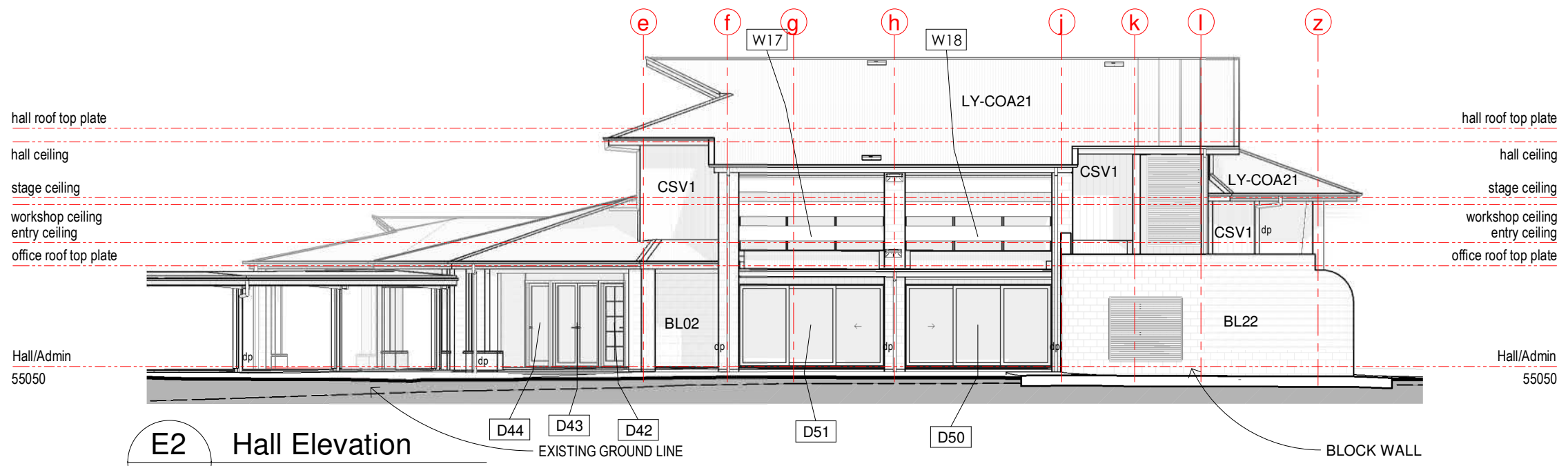
Job No #10122
 Dwg No 164RCI
 Issue WD32
 SHEET 23 OF 99

| KEYNOTES LEGEND | |
|-----------------|---|
| ITEM | DESCRIPTION |
| BL02 | 90 FACE BLOCK WALL - 200 COURSING |
| BL22 | 190 FACE BLOCK WALL - 200 COURSING |
| CSV1 | CORRUGATED STEEL CLADDING VERTICAL AS SPECIFIED |
| LY-COA21 | LYSAGHT CUSTOM ORB ACCENT 21 COLOUR AS SELECTED |



E1 Refreshment Elevation
122FP 1 : 150

Sheet Notes - 201EL
A Sheet 201EL Note A

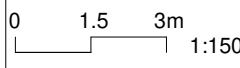


E2 Hall Elevation
111FP1 1 : 150

CONSTRUCTION SET

| Issue | Date | Issue Description | Rev | Date | Revision Description |
|-------|----------|-------------------|-----|------|----------------------|
| SK01 | 00.00.00 | SKETCH DESIGN | | | |

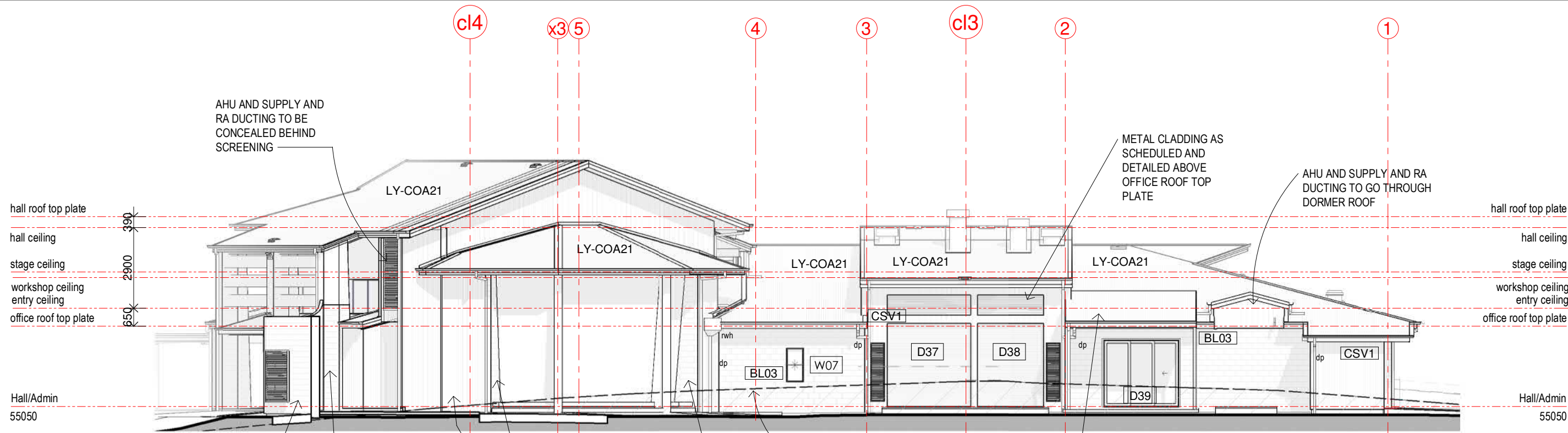
ARCHITECTS BLACK & WILSON Pty. Ltd.
A.B.N. 28 069 941 868
PH: (07) 3300 6610
8 DESBET STREET, THE GAP, 4061
www.architectsblackandwilson.com.au



PROPOSED COMMUNITY PROJECT
at 150 OCEANVIEW DRIVE SEASIDE
for COMMUNITY PTY LTD

ELEVATIONS E1 + E2 MEETING/ADMINISTRATION
WORKING DRAWINGS

Scale at A3
1 : 150
Designed MDW
Drawn MDW
Checked MDW
Job No #10122
Dwg No 201EL1
Issue WD32
SHEET 24 OF 99



E3
111FP1

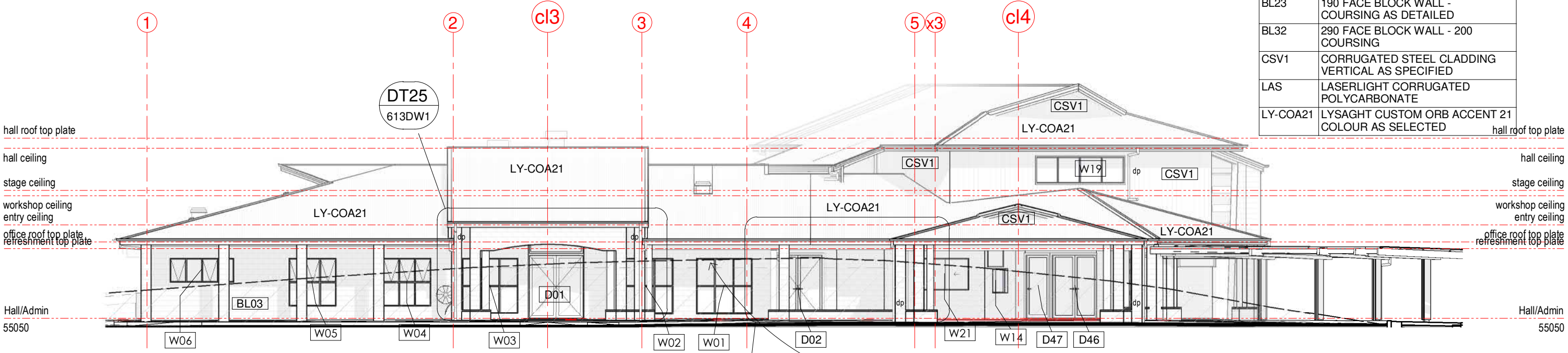
Chapel and Administration Elevation rear

1 : 150

SOUTHERN WALL CLADDING TO BE PRICED SEPARATELY AS A SAVING OPTION IN CONTRACT - REFER SPECIFICATION

Sheet Notes - 202EL
A Sheet 202EL Note A

| KEYNOTES LEGEND | |
|-----------------|---|
| ITEM | DESCRIPTION |
| BL03 | 90 FACE BLOCK WALL - COURSING AS DETAILED |
| BL22 | 190 FACE BLOCK WALL - 200 COURSING |
| BL23 | 190 FACE BLOCK WALL - COURSING AS DETAILED |
| BL32 | 290 FACE BLOCK WALL - 200 COURSING |
| CSV1 | CORRUGATED STEEL CLADDING VERTICAL AS SPECIFIED |
| LAS | LASERLIGHT CORRUGATED POLYCARBONATE |
| LY-COA21 | LYSAGHT CUSTOM ORB ACCENT 21 COLOUR AS SELECTED |



E4
111FP1

Chapel and Administration Elevation Front

1 : 150

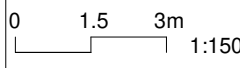
DT26
613DW1

EXISTING GROUND LINE

CONSTRUCTION SET

| Issue | Date | Issue Description | Rev | Date | Revision Description |
|-------|----------|-------------------|-----|------|----------------------|
| SK01 | 00.00.00 | SKETCH DESIGN | | | |

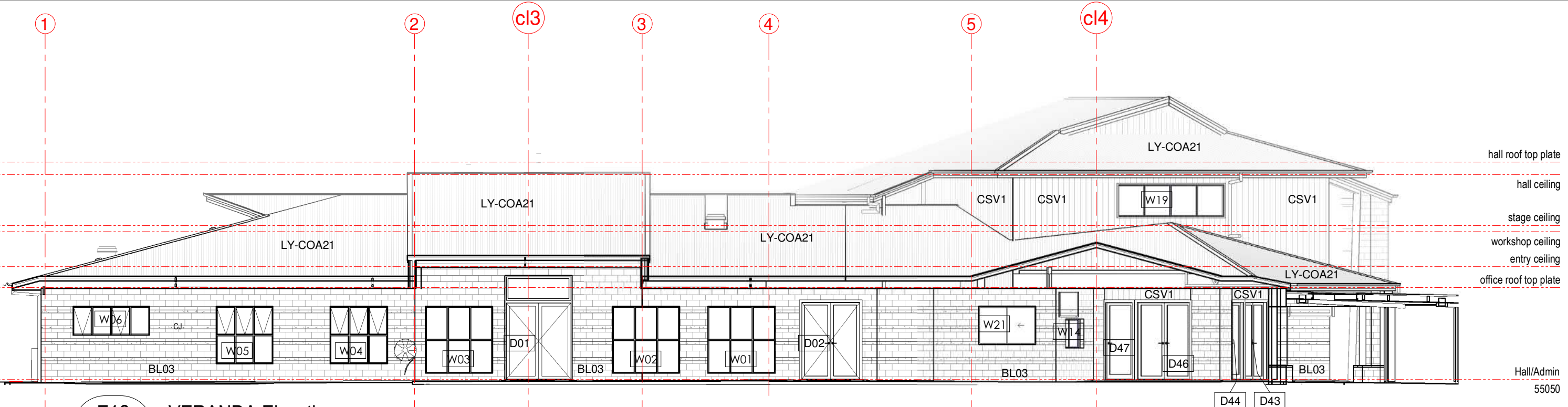
ARCHITECTS BLACK & WILSON Pty. Ltd.
A.B.N. 28 069 941 868
PH: (07) 3300 6610
8 DESBET STREET, THE GAP, 4061
www.architectsblackandwilson.com.au



PROPOSED COMMUNITY PROJECT
at 150 OCEANVIEW DRIVE SEASIDE
for COMMUNITY PTY LTD

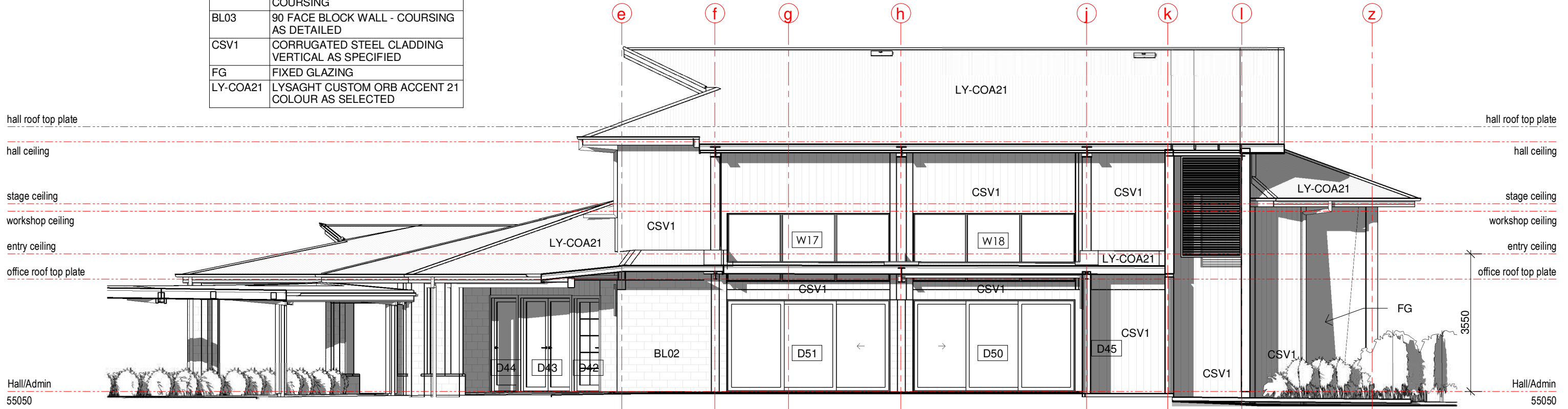
ELEVATIONS E3 + E4 HALL/ADMINISTRATION
WORKING DRAWINGS

Scale at A3
1 : 150
Designed MDW
Drawn MDW
Checked MDW
Job No #10122
Dwg No 202ELI
Issue WD32
SHEET 25 OF 99



E12 VERANDA Elevation
110FP1 1 : 125

| KEYNOTES LEGEND | |
|-----------------|---|
| ITEM | DESCRIPTION |
| BL02 | 90 FACE BLOCK WALL - 200 COURSING |
| BL03 | 90 FACE BLOCK WALL - COURSING AS DETAILED |
| CSV1 | CORRUGATED STEEL CLADDING VERTICAL AS SPECIFIED |
| FG | FIXED GLAZING |
| LY-COA21 | LYSAGHT CUSTOM ORB ACCENT 21 COLOUR AS SELECTED |

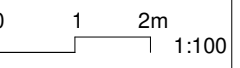


E13 proposed long section south 1
111FP1 1 : 100

CONSTRUCTION SET

| Issue | Date | Issue Description | Rev | Date | Revision Description |
|-------|------|-------------------|-----|------|----------------------|
| | | | | | |

ARCHITECTS BLACK & WILSON Pty. Ltd.
A.B.N. 28 069 941 868
PH: (07) 3300 6610
8 DESBET STREET, THE GAP, 4061
www.architectsblackandwilson.com.au

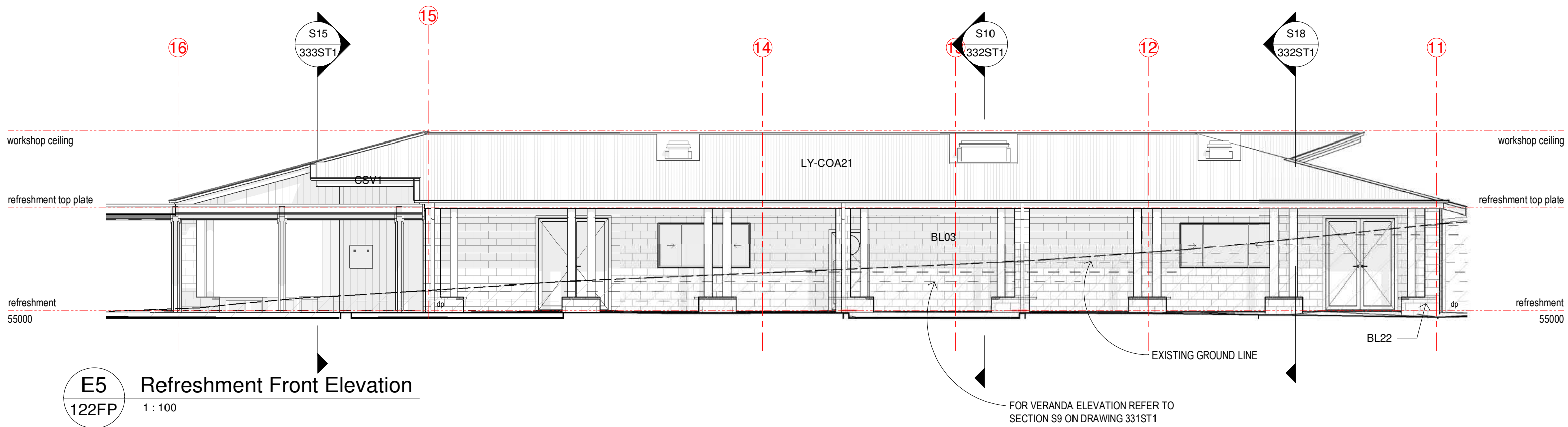


PROPOSED COMMUNITY PROJECT
at 150 OCEANVIEW DRIVE SEASIDE
for COMMUNITY PTY LTD

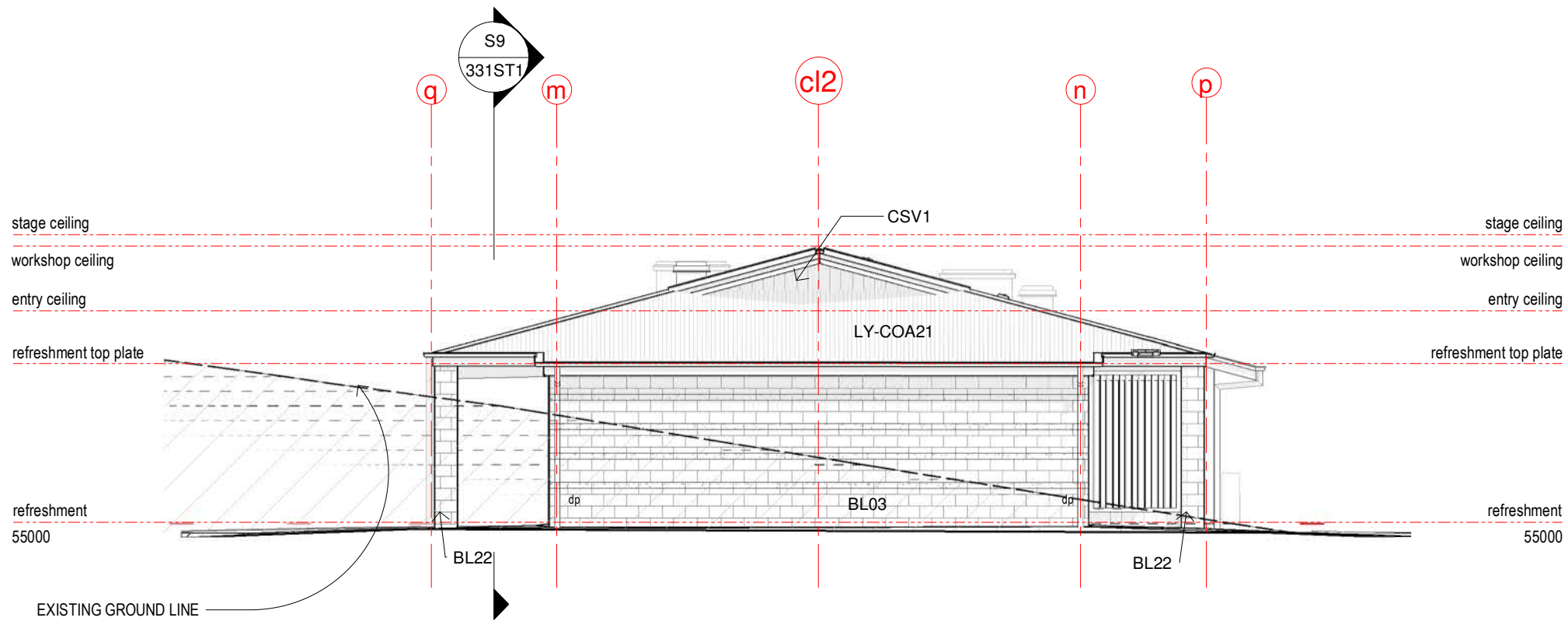
ELEVATION E12+E13 ADMINISTRATION + HALL VERANDAS
WORKING DRAWINGS

Scale at A3 AS INDICATED
Designed MDW
Drawn MDW
Checked MDW

Job No #10122
Dwg No 203ELI
Issue WD32
SHEET 26 OF 59



E5 Refreshment Front Elevation
122FP 1 : 100



E6 Refreshment Road Elevation
112FP1 1 : 100

| KEYNOTES LEGEND | |
|-----------------|---|
| ITEM | DESCRIPTION |
| BL03 | 90 FACE BLOCK WALL - COURSING AS DETAILED |
| BL22 | 190 FACE BLOCK WALL - 200 COURSING |
| CSV1 | CORRUGATED STEEL CLADDING VERTICAL AS SPECIFIED |
| LY-COA21 | LYSAGHT CUSTOM ORB ACCENT 21 COLOUR AS SELECTED |

CONSTRUCTION SET

**ELEVATIONS E5 + E6
REFRESHMENTS**

WORKING DRAWINGS

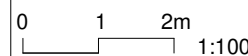
Scale at A3
1 : 100
Designed MDW
Drawn MDW
Checked MDW

Job No
#10122
Dwg No
205ELI
Issue
WD32
SHEET 21 OF 33

| Issue | Date | Issue Description | Rev | Date | Revision Description |
|-------|------|-------------------|-----|------|----------------------|
| | | | | | |



**ARCHITECTS BLACK
& WILSON Pty. Ltd.**
A.B.N. 28 069 941 868
PH: (07) 3300 6610
8 DESBET STREET, THE GAP, 4061
www.architectsblackandwilson.com.au

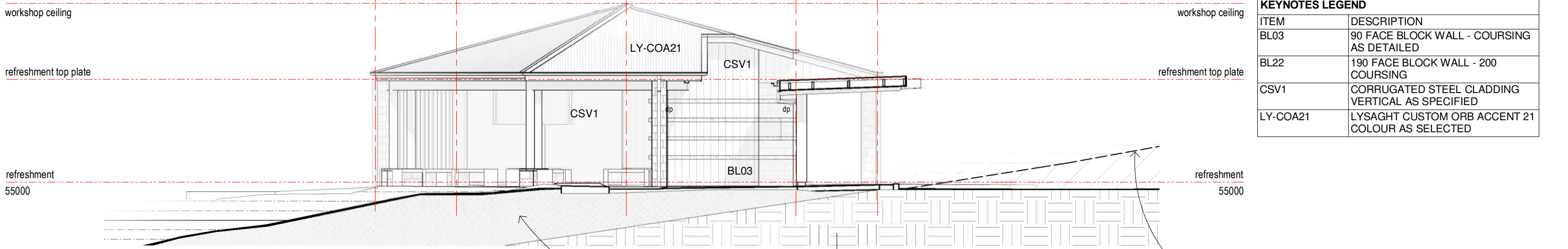


**PROPOSED COMMUNITY
PROJECT**

at 150 OCEANVIEW DRIVE
SEASIDE

for COMMUNITY PTY LTD

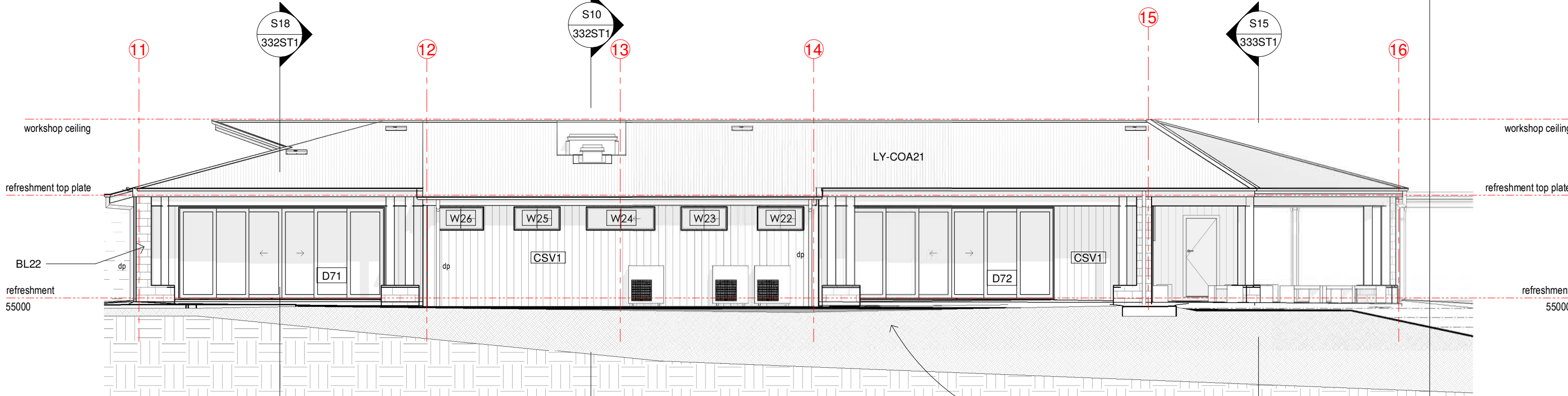
| KEYNOTES LEGEND | |
|-----------------|---|
| ITEM | DESCRIPTION |
| BL03 | 90 FACE BLOCK WALL - COURSING AS DETAILED |
| BL22 | 190 FACE BLOCK WALL - 200 COURSING |
| CSV1 | CORRUGATED STEEL CLADDING VERTICAL AS SPECIFIED |
| LY-COA21 | LYSAGHT CUSTOM ORB ACCENT 21 COLOUR AS SELECTED |



E7 Refreshments Chapel Elevation
122FP 1 : 100

HALF OF REFRESHMENTS BUILDING ON FILL DIAGONALLY ACROSS BUILDING BORED PIERS REQUIRED

EXISTING GROUND LINE



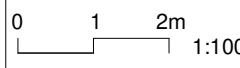
E8 Refreshment Elevation West
122FP 1 : 100

HALF OF REFRESHMENTS BUILDING ON FILL DIAGONALLY ACROSS BUILDING BORED PIERS REQUIRED

CONSTRUCTION SET

| Issue | Date | Issue Description | Rev | Date | Revision Description |
|-------|------|-------------------|-----|------|----------------------|
| | | | | | |

ARCHITECTS BLACK & WILSON Pty. Ltd.
A.B.N. 28 069 941 868
PH: (07) 3300 6610
8 DESBET STREET, THE GAP, 4061
www.architectsblackandwilson.com.au

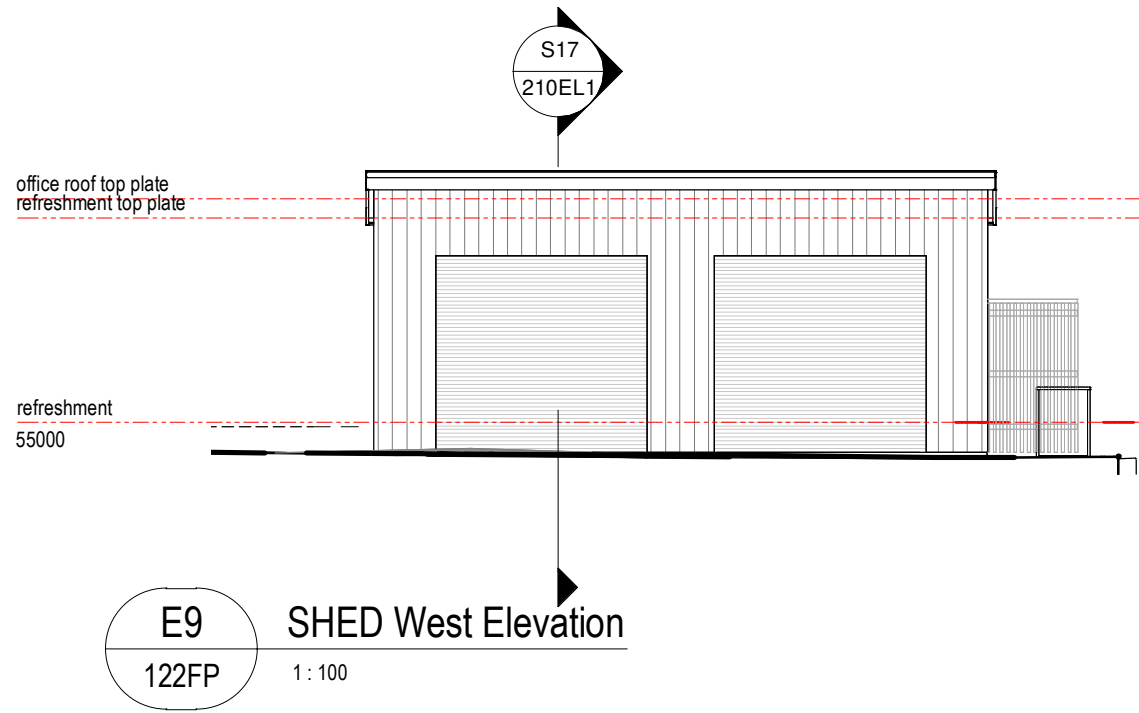


PROPOSED COMMUNITY PROJECT
at 150 OCEANVIEW DRIVE SEASIDE
for COMMUNITY PTY LTD

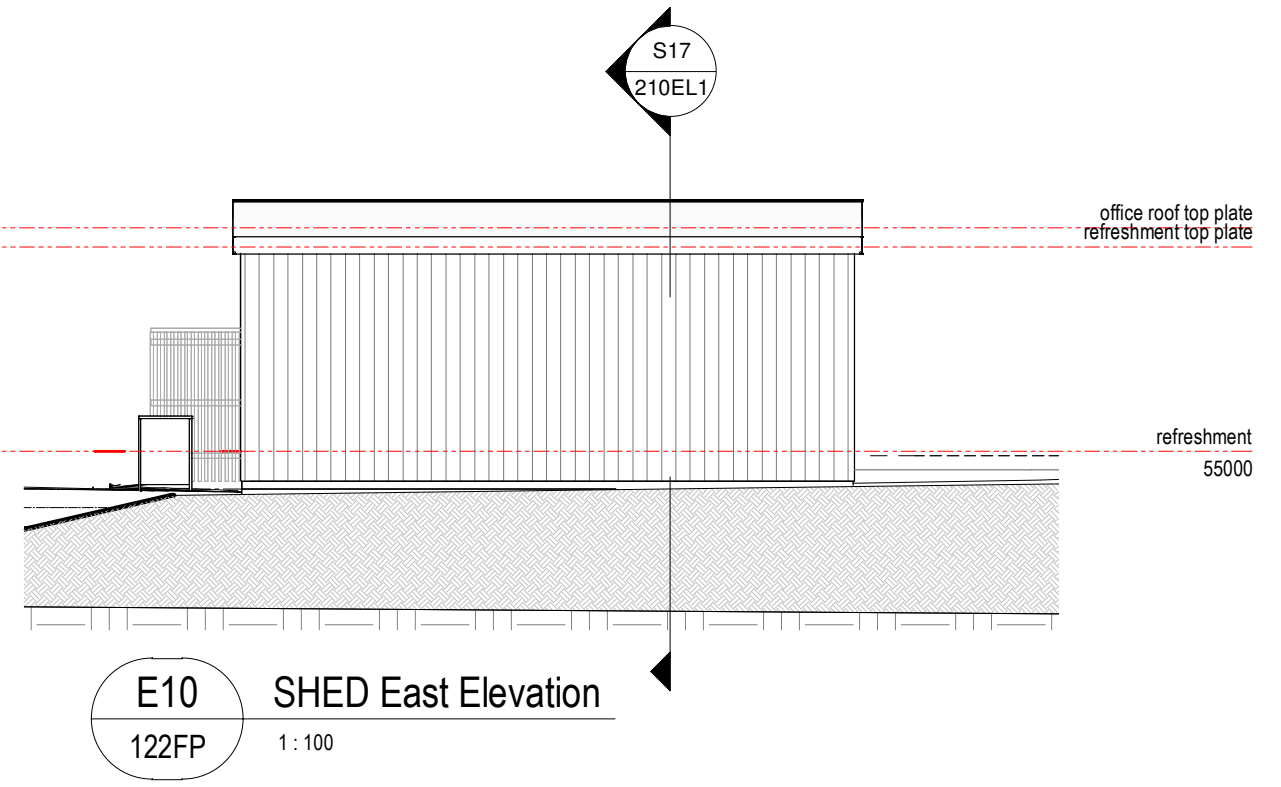
ELEVATIONS E1 + E8 REFRESHMENTS
WORKING DRAWINGS

Scale at A3
1 : 100
Designed MDW
Drawn MDW
Checked MDW

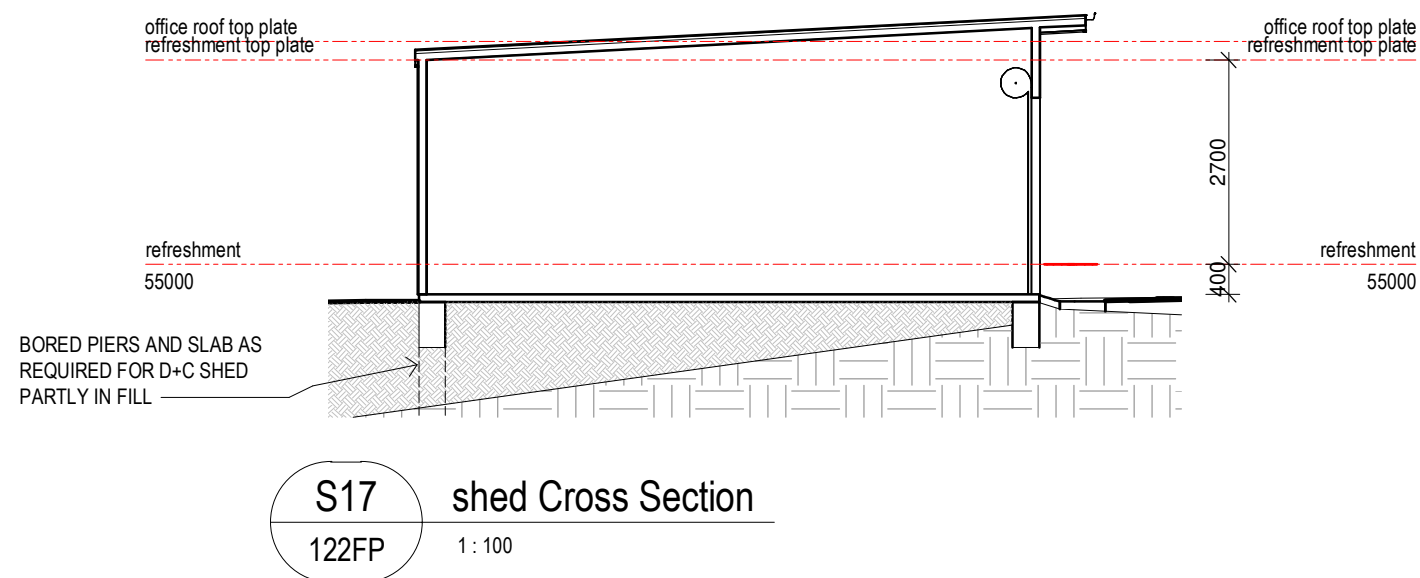
Job No #10122
Dwg No 206ELI
Issue WD32
SHEET 28 OF 99



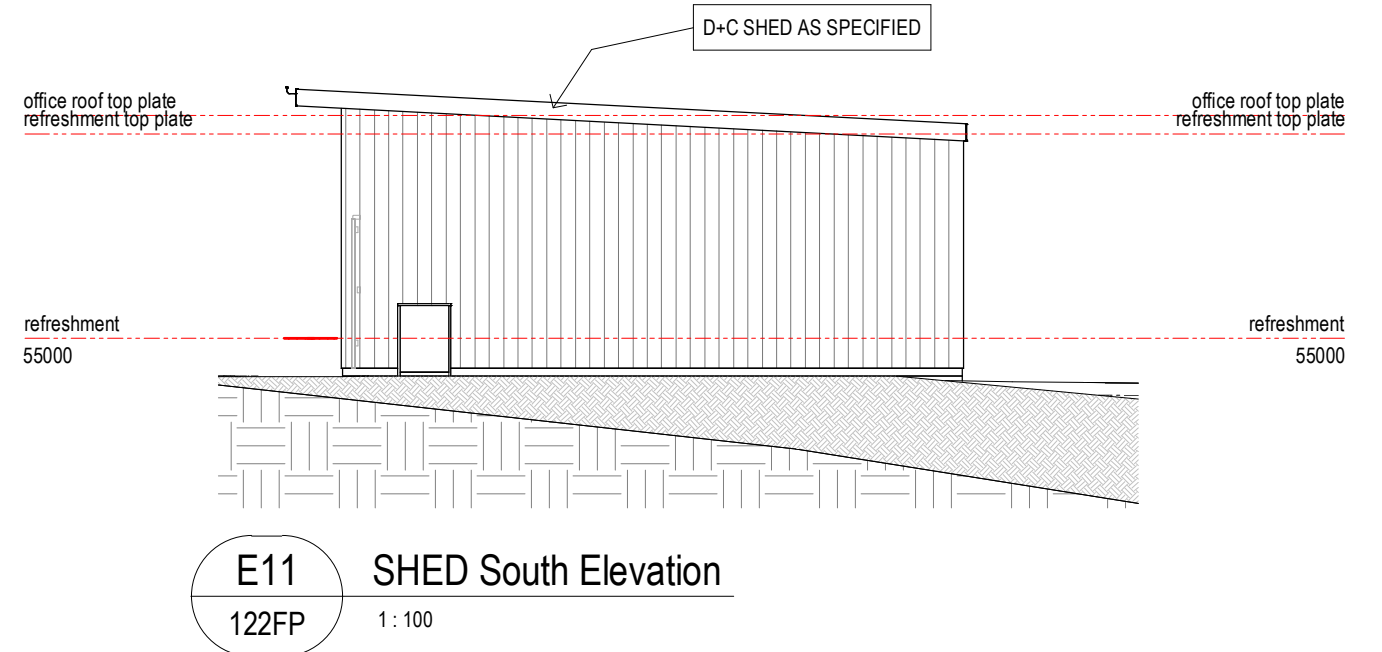
E9 SHED West Elevation
122FP 1:100



E10 SHED East Elevation
122FP 1:100



S17 shed Cross Section
122FP 1:100



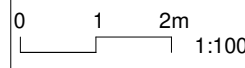
E11 SHED South Elevation
122FP 1:100

CONSTRUCTION SET

| Issue | Date | Issue Description | Rev | Date | Revision Description |
|-------|------|-------------------|-----|------|----------------------|
| | | | | | |



ARCHITECTS BLACK & WILSON Pty. Ltd.
A.B.N. 28 069 941 868
PH: (07) 3300 6610
8 DESBET STREET, THE GAP, 4061
www.architectsblackandwilson.com.au



PROPOSED COMMUNITY PROJECT
at 150 OCEANVIEW DRIVE SEASIDE
for COMMUNITY PTY LTD

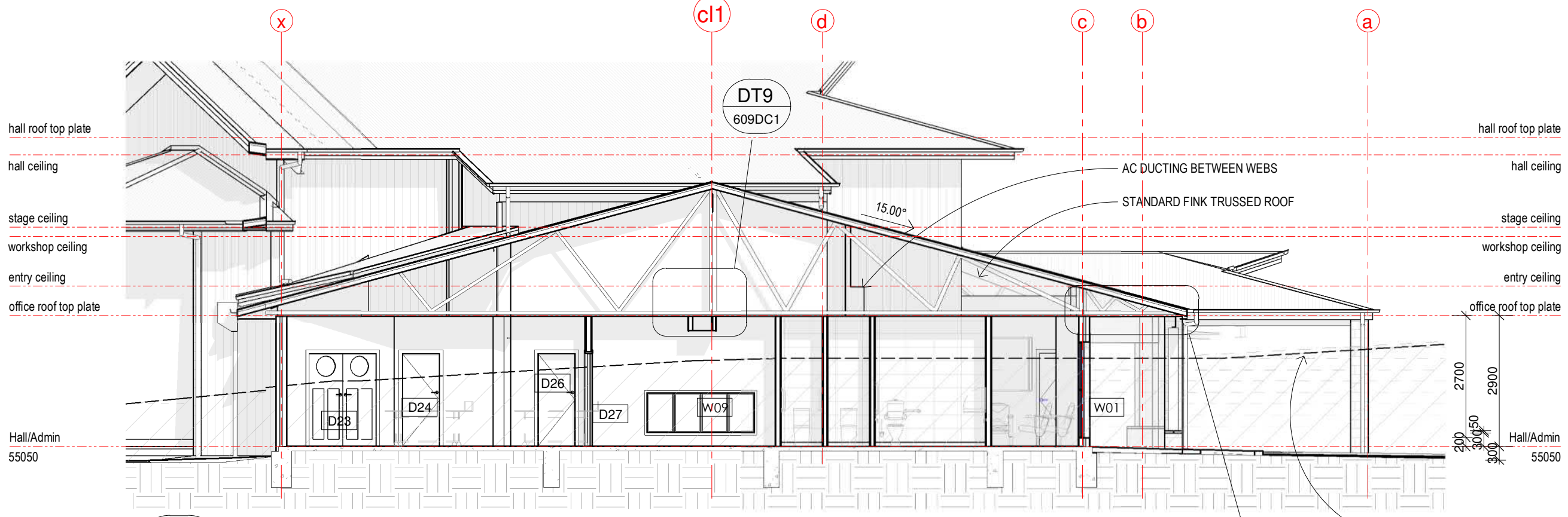
ELEVATIONS E9+E10+E11+SECTION 17 SHED
WORKING DRAWINGS

Scale at A3
1:100
Designed MDW
Drawn MDW
Checked MDW

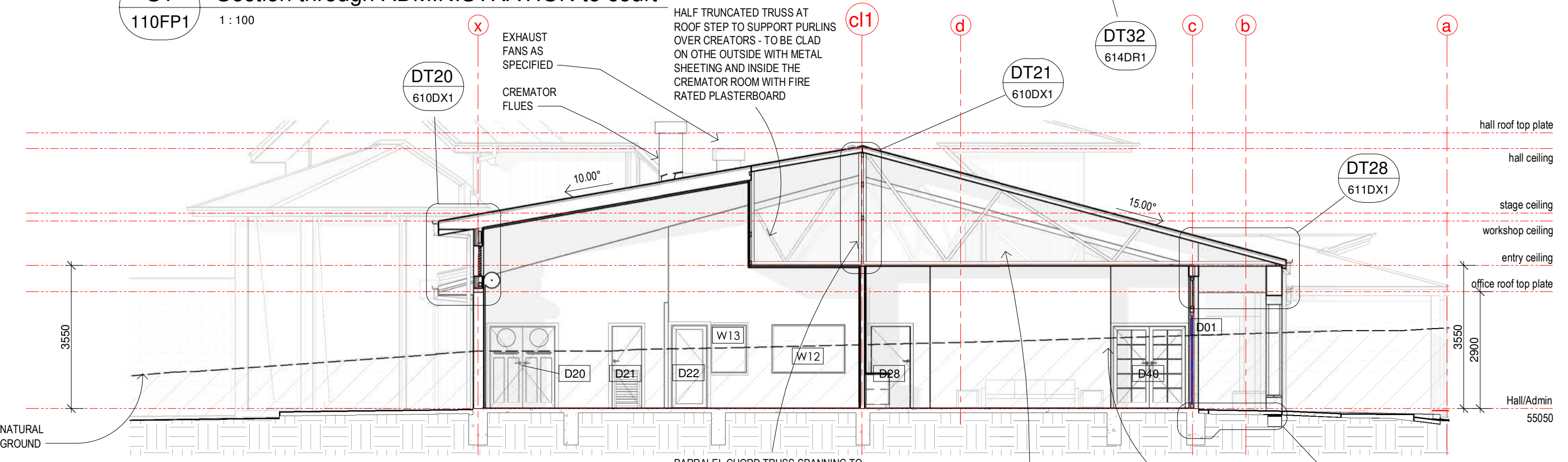
Job No #10122
Dwg No 210EL1
Issue WD32
SHEET 23 OF 29

| KEYNOTES LEGEND | |
|-----------------|-------------|
| ITEM | DESCRIPTION |

Sheet Notes - 301ST
A Sheet 301ST Note A



S1 Section through ADMINISTRATION to court
110FP1 1 : 100

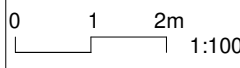


S2 Section through ADMINISTRATION middle
110FP1 1 : 100

CONSTRUCTION SET

| Issue | Date | Issue Description | Rev | Date | Revision Description |
|-------|----------|-------------------|-----|------|----------------------|
| SK01 | 00.00.00 | SKETCH DESIGN | | | |

ARCHITECTS BLACK & WILSON Pty. Ltd.
A.B.N. 28 069 941 868
PH: (07) 3300 6610
8 DESBET STREET, THE GAP, 4061
www.architectsblackandwilson.com.au

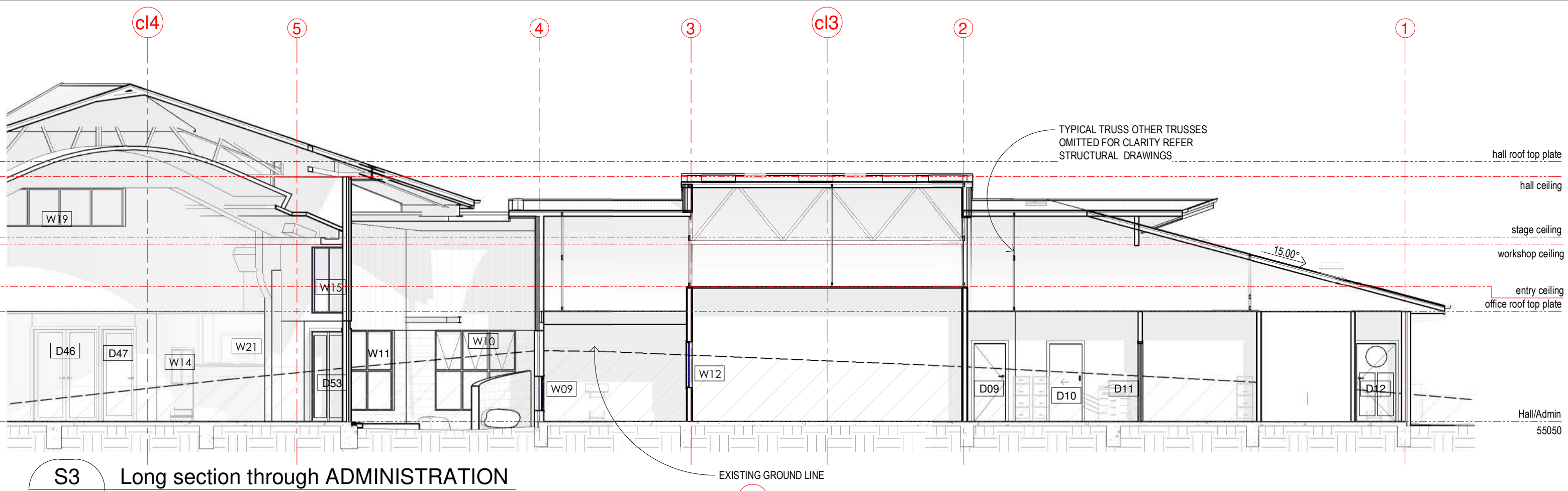


PROPOSED COMMUNITY PROJECT
at 150 OCEANVIEW DRIVE SEASIDE
for COMMUNITY PTY LTD

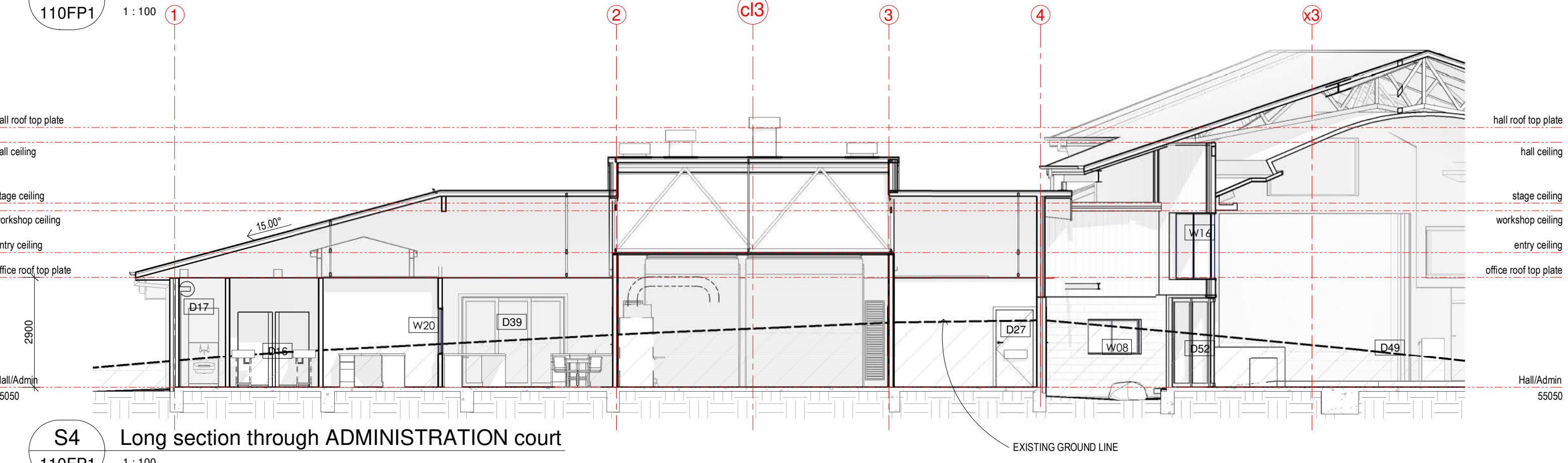
CROSS SECTIONS S1 + S2 ADMINISTRATION
WORKING DRAWINGS

Scale at A3
1 : 100
Designed MDW
Drawn MDW
Checked MDW

Job No #10122
Dwg No 301ST1
Issue WD32
SHEET 30 OF 99



S3 Long section through ADMINISTRATION
110FP1 1:100



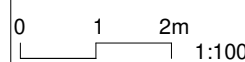
S4 Long section through ADMINISTRATION court
110FP1 1:100

CONSTRUCTION SET

| Issue | Date | Issue Description | Rev | Date | Revision Description |
|-------|----------|-------------------|-----|------|----------------------|
| SK01 | 00.00.00 | SKETCH DESIGN | | | |



ARCHITECTS BLACK & WILSON Pty. Ltd.
A.B.N. 28 069 941 868
PH: (07) 3300 6610
8 DESBET STREET, THE GAP, 4061
www.architectsblackandwilson.com.au

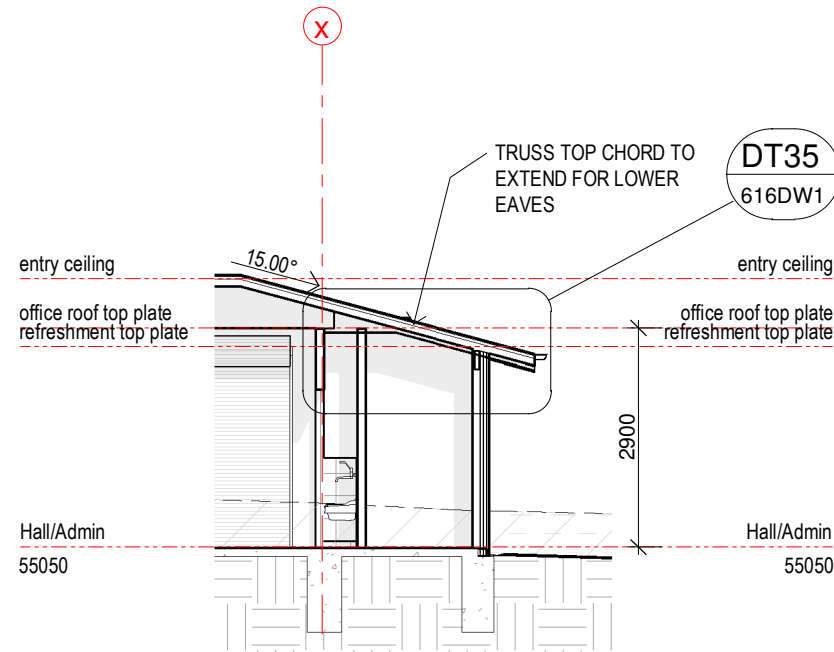
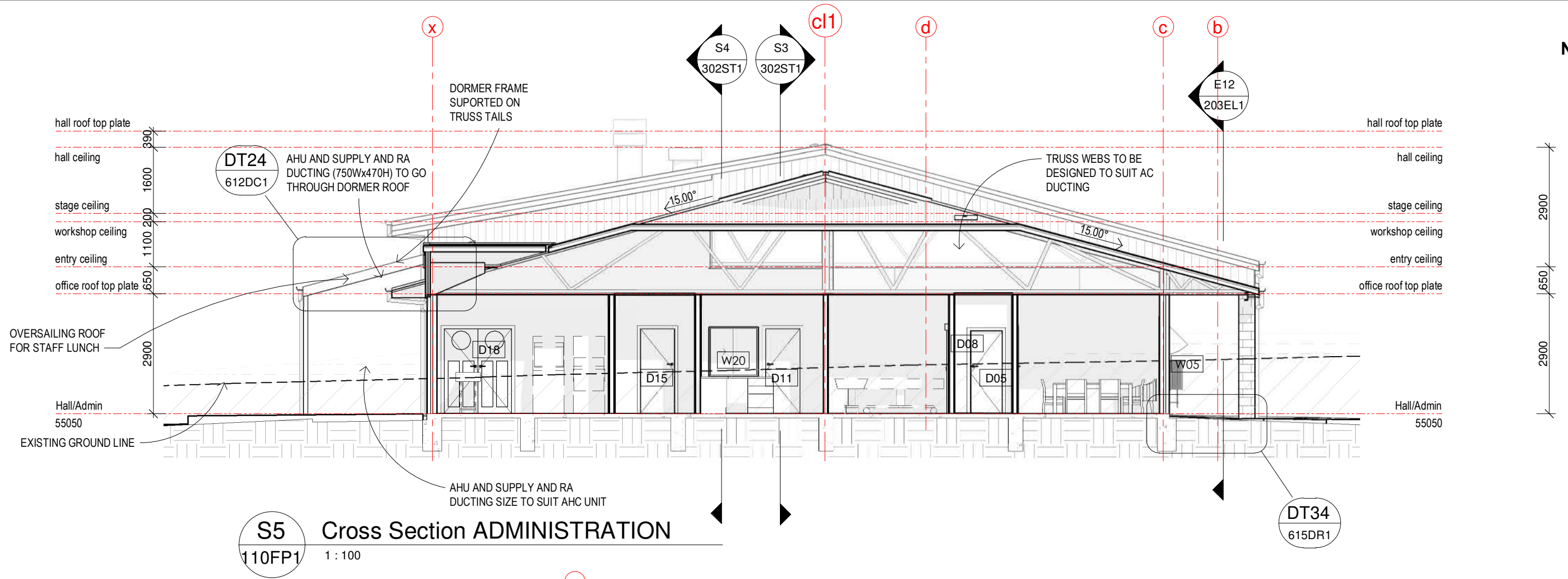


PROPOSED COMMUNITY PROJECT
at 150 OCEANVIEW DRIVE SEASIDE
for COMMUNITY PTY LTD

LONG SECTIONS S3 + S4 ADMINISTRATION
WORKING DRAWINGS

Scale at A3
1:100
Designed MDW
Drawn MDW
Checked MDW

Job No #10722
Dwg No 3029T1
Issue WD32
SHEET 31 OF 33

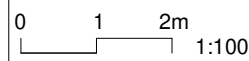


CONSTRUCTION SET

| Issue | Date | Issue Description | Rev | Date | Revision Description |
|-------|------|-------------------|-----|------|----------------------|
| | | | | | |



ARCHITECTS BLACK & WILSON Pty. Ltd.
 A.B.N. 28 069 941 868
 PH: (07) 3300 6610
 8 DESBET STREET, THE GAP, 4061
 www.architectsblackandwilson.com.au



PROPOSED COMMUNITY PROJECT

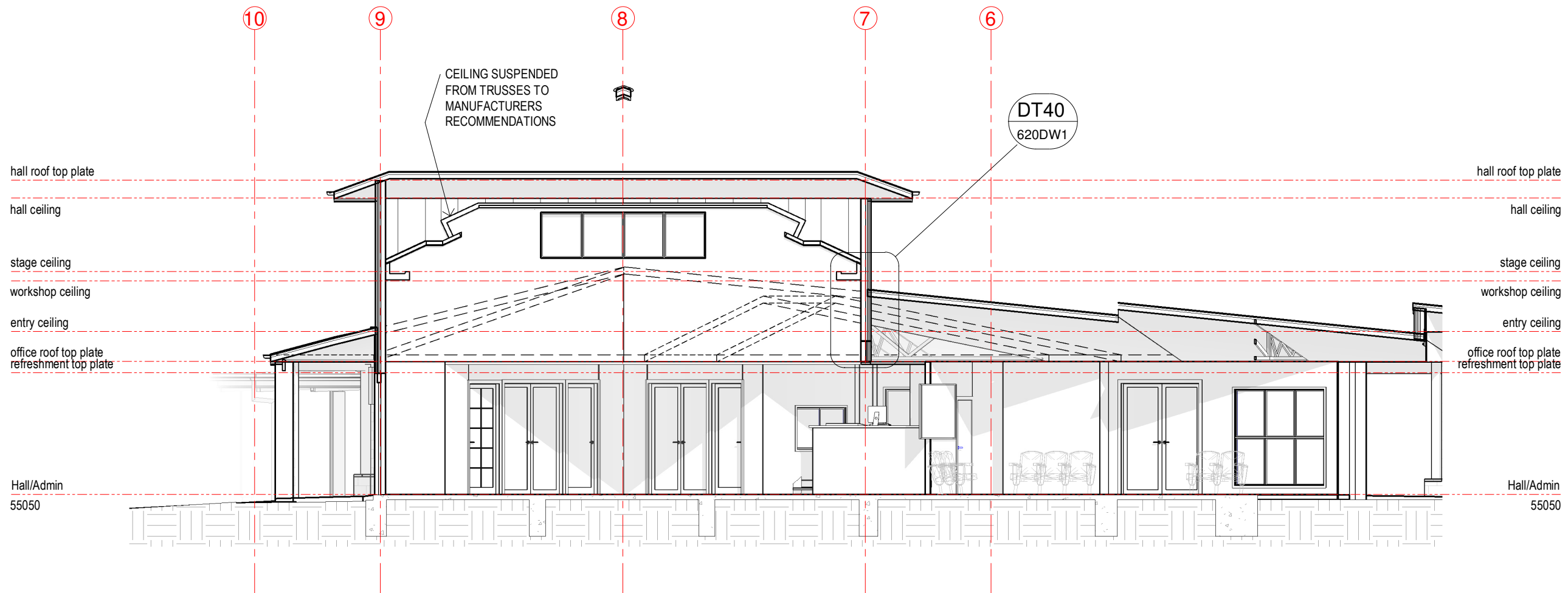
at 150 OCEANVIEW DRIVE SEASIDE
 for COMMUNITY PTY LTD

CROSS SECTION S5 + S21 ADMINISTRATION

WORKING DRAWINGS

Scale at A3
 1 : 100
 Designed MDW
 Drawn MDW
 Checked MDW

Job No #10122
 Dwg No 3039T1
 Issue WD32
 SHEET 32 OF 99



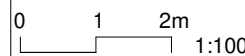
S22 Cross Section S6 HALL
 110FP1 1:100

CONSTRUCTION SET

| Issue | Date | Issue Description | Rev | Date | Revision Description |
|-------|------|-------------------|-----|------|----------------------|
| | | | | | |



ARCHITECTS BLACK & WILSON Pty. Ltd.
 A.B.N. 28 069 941 868
 PH: (07) 3300 6610
 8 DESBET STREET, THE GAP, 4061
 www.architectsblackandwilson.com.au



PROPOSED COMMUNITY PROJECT
 at 150 OCEANVIEW DRIVE SEASIDE
 for COMMUNITY PTY LTD

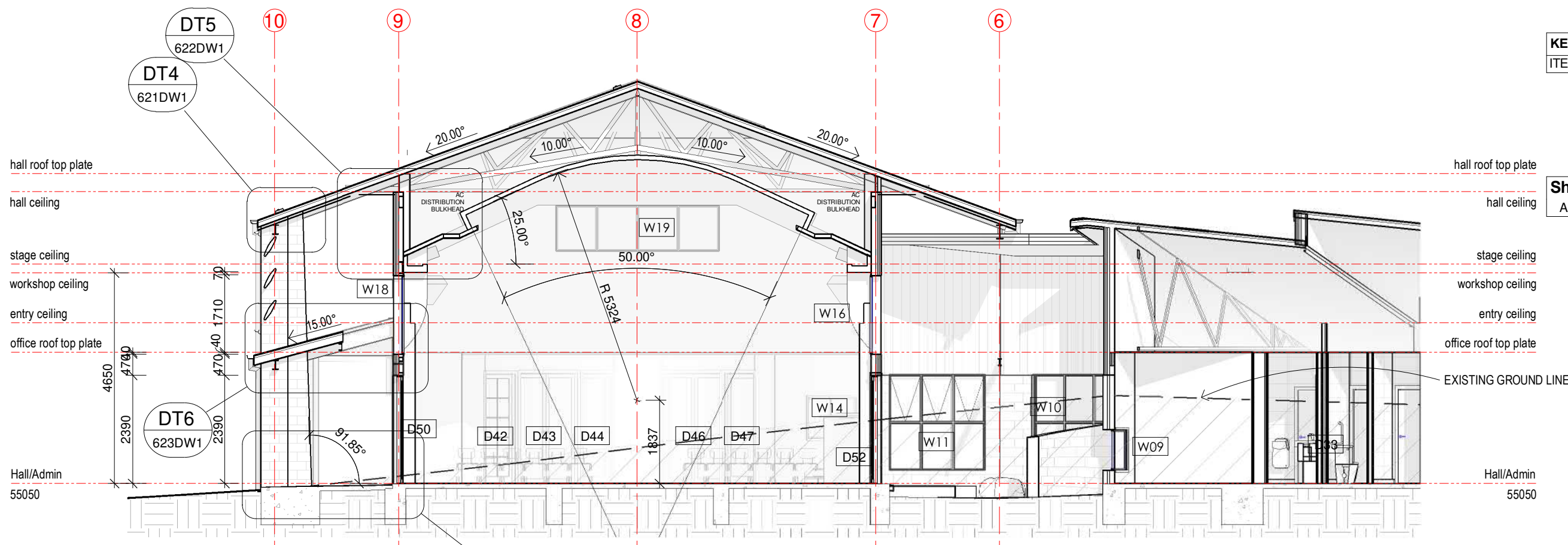
CROSS SECTION S22 HALL
 WORKING DRAWINGS

Scale at A3
 1:100
 Designed MDW
 Drawn MDW
 Checked MDW

Job No #10122
 Dwg No 3208T1
 Issue WD32
 SHEET 33 OF 99

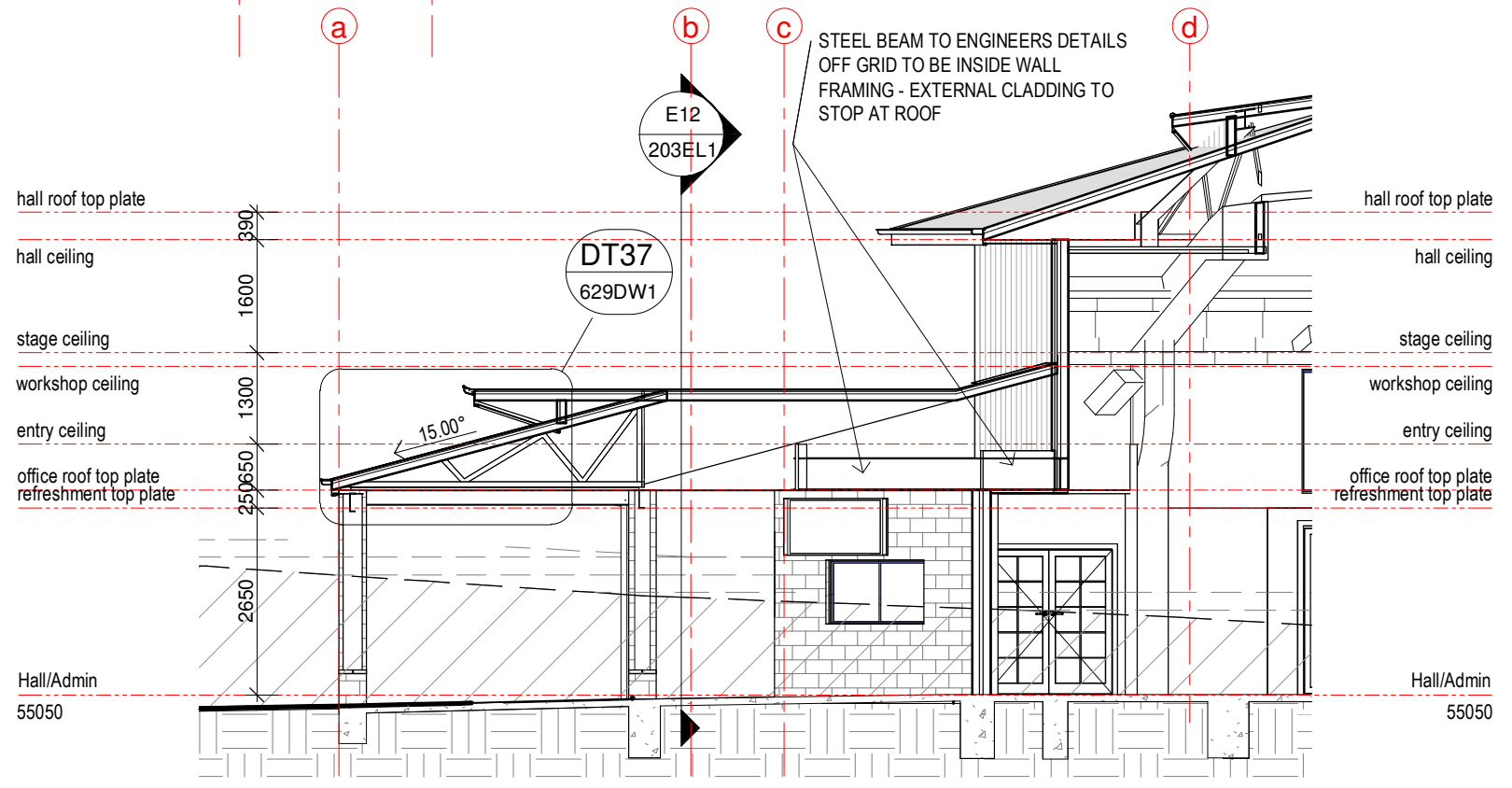
| KEYNOTES LEGEND | |
|-----------------|-------------|
| ITEM | DESCRIPTION |

Sheet Notes - 322ST
A Sheet 322ST Note A



S6 Cross Section S6 MEETING
110FP1 1 : 100

DT7
624DW1

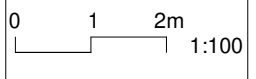


S20 Long Section Porte Cochere
122FP 1 : 100

CONSTRUCTION SET

| Issue | Date | Issue Description | Rev | Date | Revision Description |
|-------|----------|-------------------|-----|------|----------------------|
| SK01 | 00.00.00 | SKETCH DESIGN | | | |

ARCHITECTS BLACK & WILSON Pty. Ltd.
A.B.N. 28 069 941 868
PH: (07) 3300 6610
8 DESBET STREET, THE GAP, 4061
www.architectsblackandwilson.com.au

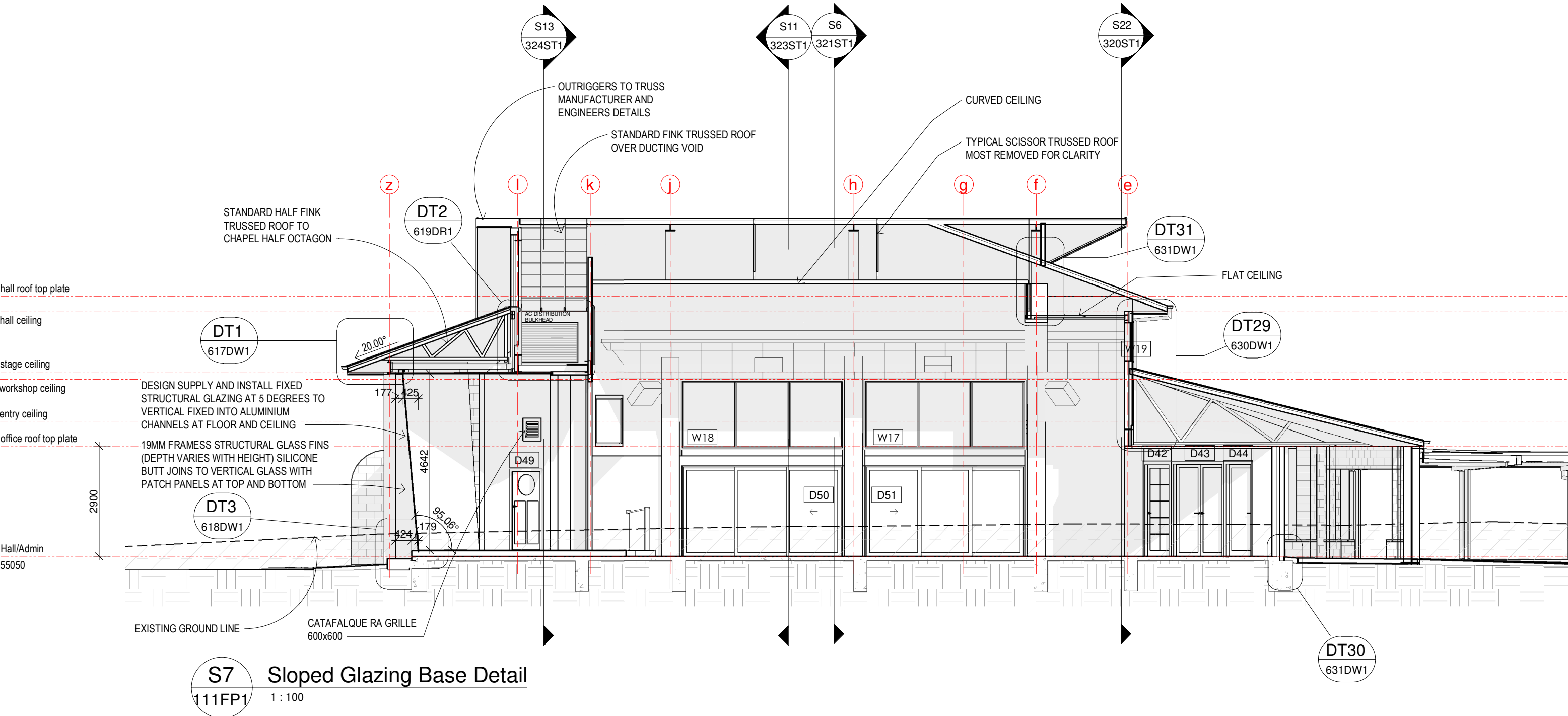


PROPOSED COMMUNITY PROJECT
at 150 OCEANVIEW DRIVE SEASIDE
for COMMUNITY PTY LTD

CROSS SECTION S6 HALL
WORKING DRAWINGS

| | |
|-------------|---------|
| Scale at A3 | 1 : 100 |
| Designed | MDW |
| Drawn | MDW |
| Checked | MDW |

Job No
#10122
Dwg No
321ST1
Issue
WD32
SHEET 34 OF 99

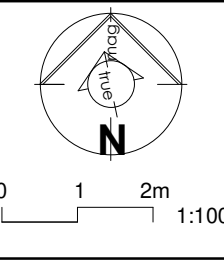


S7 Sloped Glazing Base Detail
111FP1 1:100

CONSTRUCTION SET

| Issue | Date | Issue Description | Rev | Date | Revision Description |
|-------|------|-------------------|-----|------|----------------------|
| | | | | | |

ARCHITECTS BLACK & WILSON Pty. Ltd.
 A.B.N. 28 069 941 868
 PH: (07) 3300 6610
 8 DESBET STREET, THE GAP, 4061
 www.architectsblackandwilson.com.au



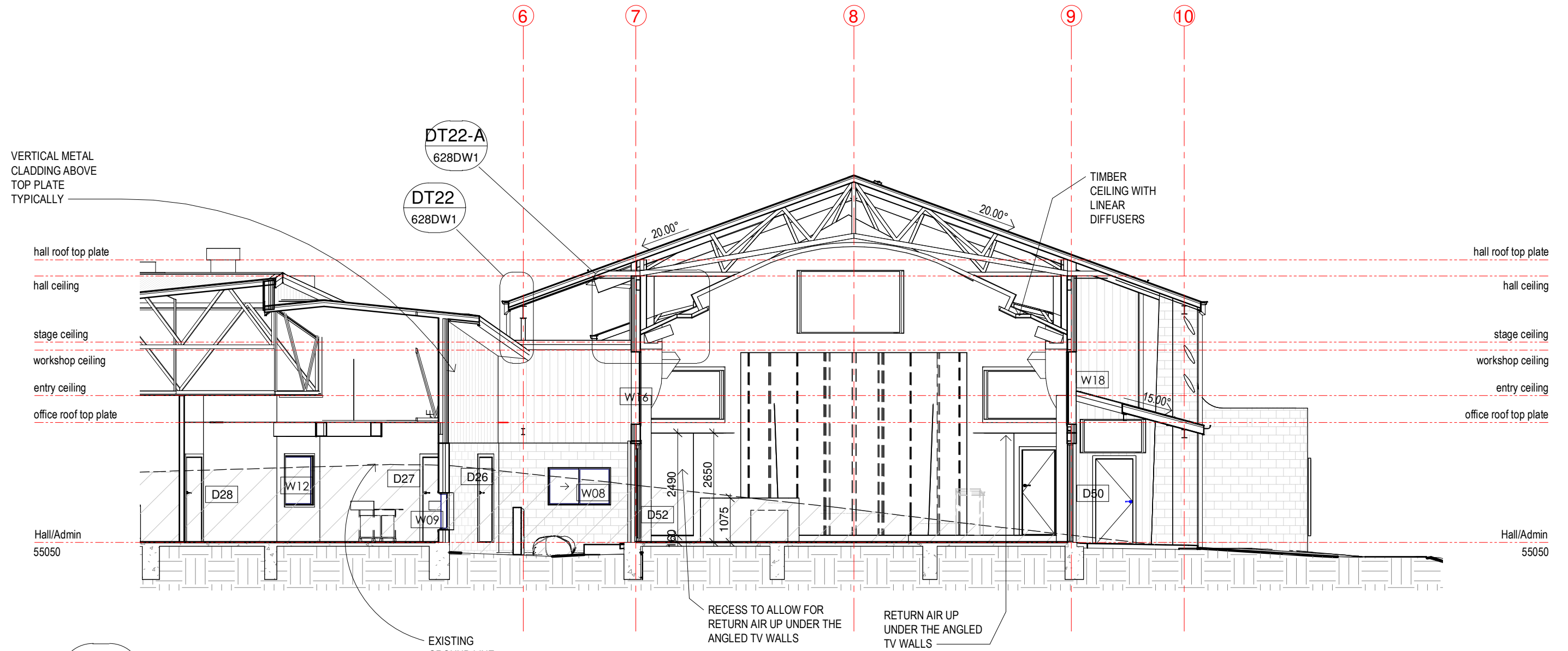
PROPOSED COMMUNITY PROJECT
 at 150 OCEANVIEW DRIVE SEASIDE
 for COMMUNITY PTY LTD

LONG SECTION S1 HALL
 WORKING DRAWINGS

Scale at A3
1:100

Designed MDW
 Drawn MDW
 Checked MDW


Job No #10722
 Dwg No 3228T1
 Issue WD32
SHEET 35 OF 59



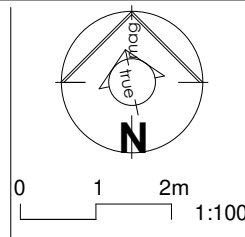
S11 Cross Section S11 HALL
110FP1 1:100

CONSTRUCTION SET

| Issue | Date | Issue Description | Rev | Date | Revision Description |
|-------|------|-------------------|-----|------|----------------------|
| | | | | | |



ARCHITECTS BLACK & WILSON Pty. Ltd.
 A.B.N. 28 069 941 868
 PH: (07) 3300 6610
 8 DESBET STREET, THE GAP, 4061
 www.architectsblackandwilson.com.au

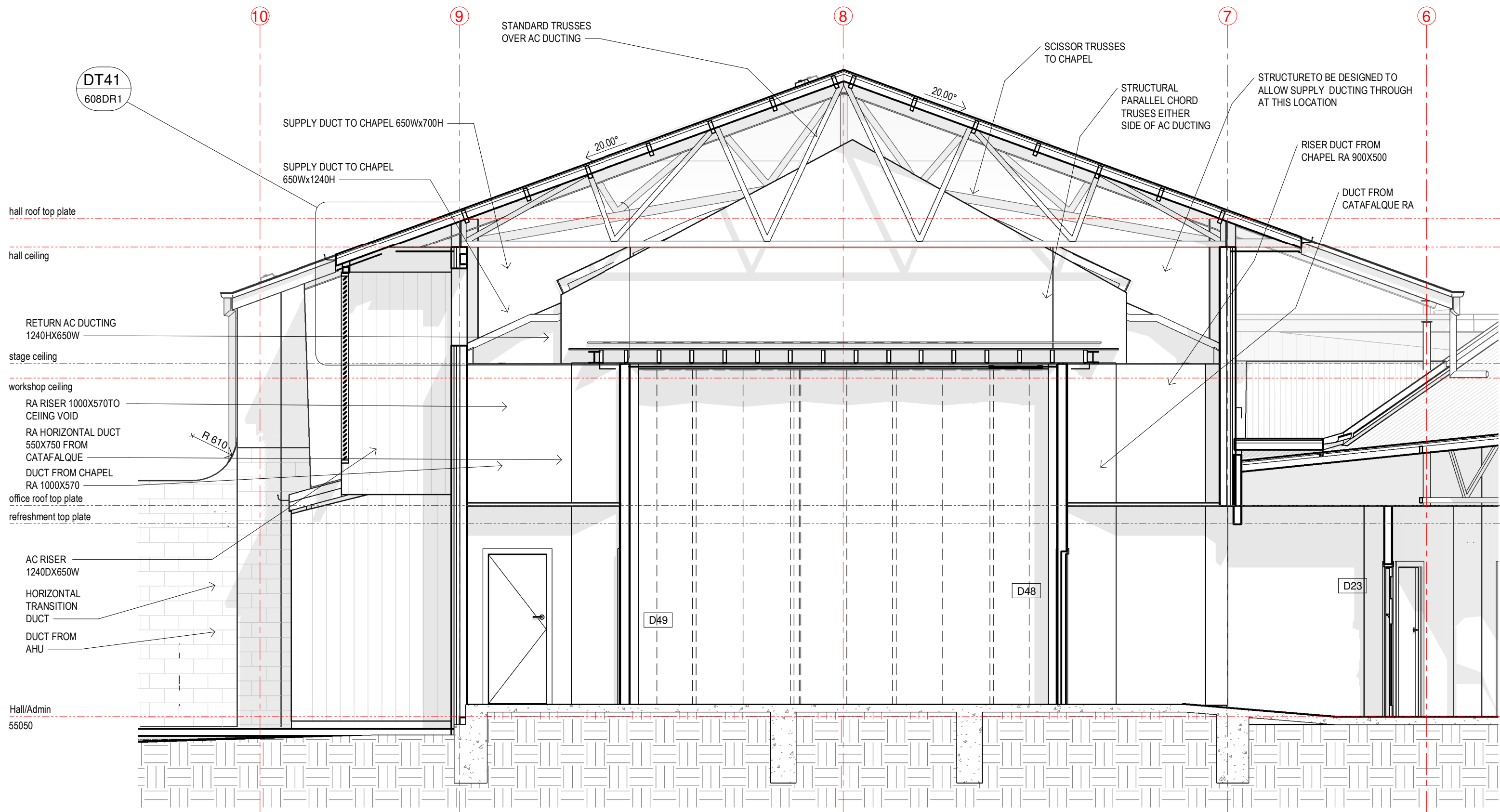


PROPOSED COMMUNITY PROJECT
 at 150 OCEANVIEW DRIVE SEASIDE
 for COMMUNITY PTY LTD

CROSS SECTION II HALL
 WORKING DRAWINGS

Scale at A3
1:100
 Designed MDW
 Drawn MDW
 Checked MDW

Job No #10722
 Dwg No 3236T1
 Issue WD32
 SHEET 36 OF 39

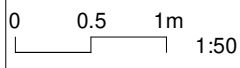


S13 Cross Section S13 STAGE
110FP1 1:50

CONSTRUCTION SET

| Issue | Date | Issue Description | Rev | Date | Revision Description |
|-------|------|-------------------|-----|------|----------------------|
| | | | | | |

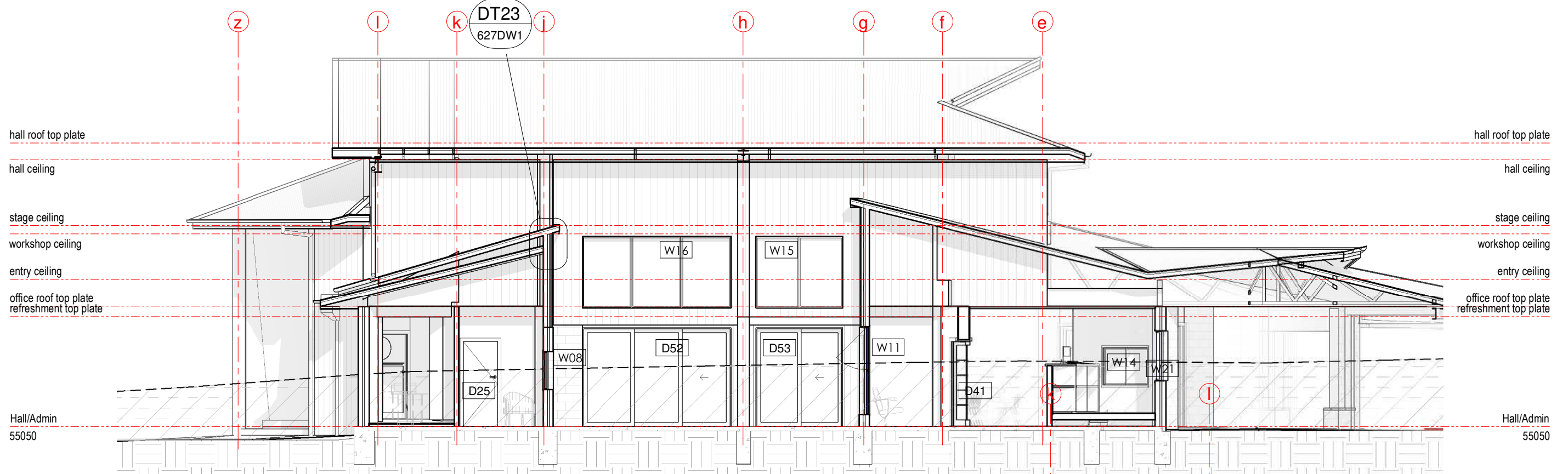
ARCHITECTS BLACK & WILSON Pty. Ltd.
 A.B.N. 28 069 941 868
 PH: (07) 3300 6610
 8 DESBET STREET, THE GAP, 4061
 www.architectsblackandwilson.com.au



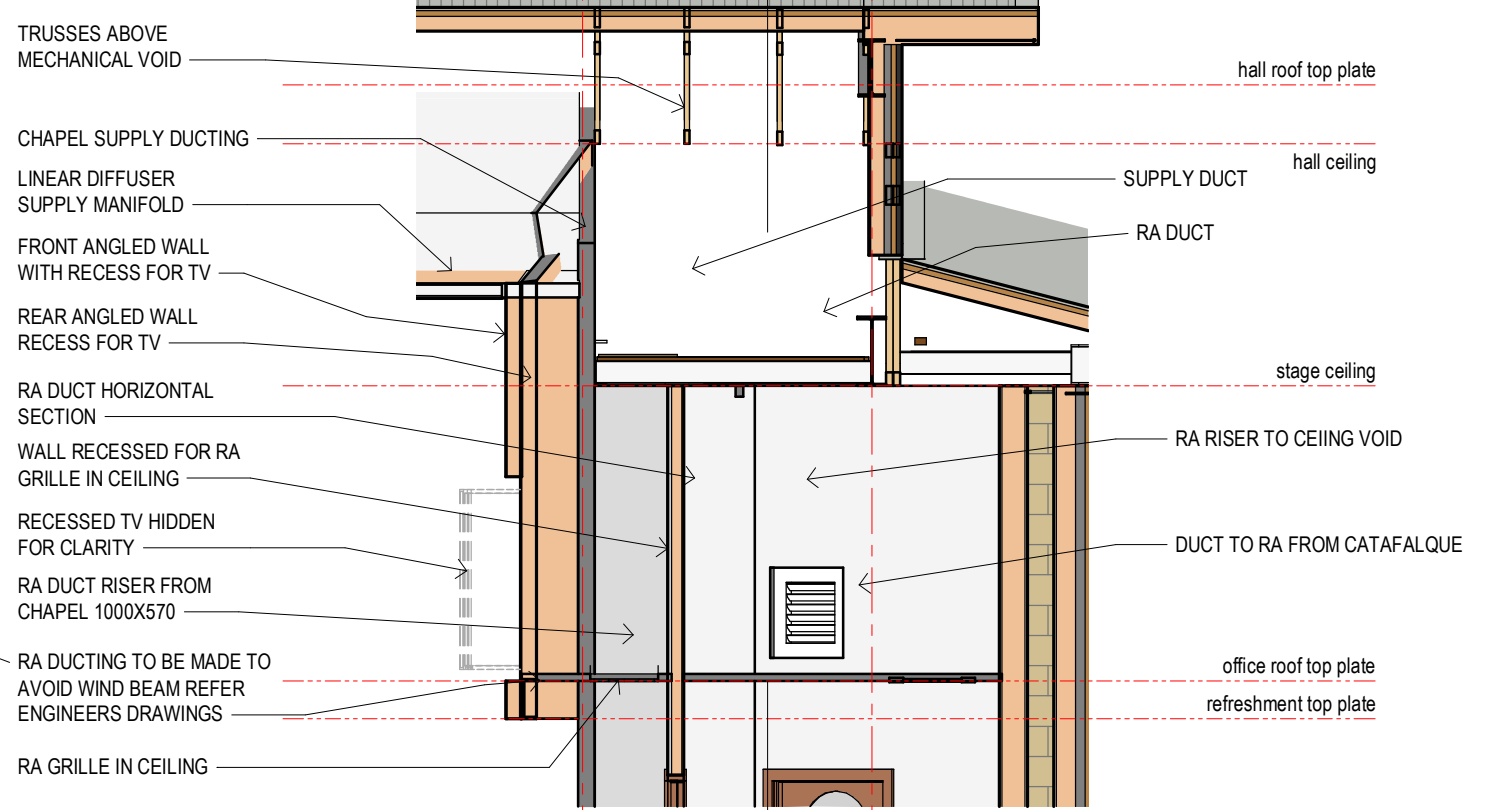
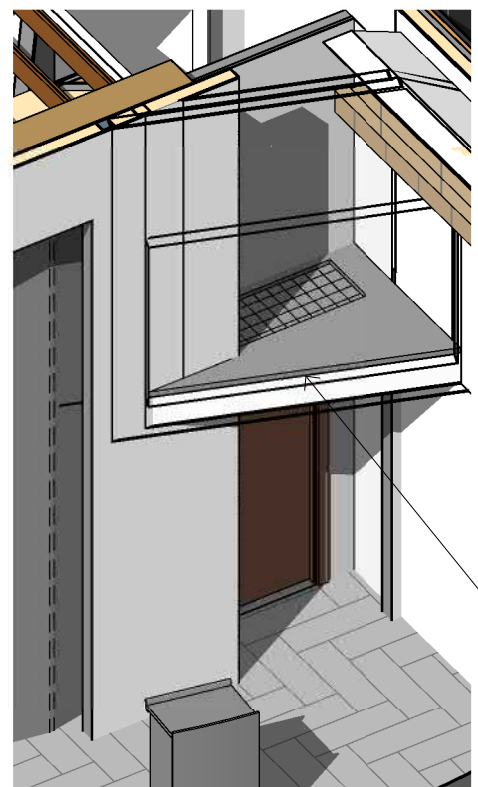
PROPOSED COMMUNITY PROJECT
 at 150 OCEANVIEW DRIVE SEASIDE
 for COMMUNITY PTY LTD

CROSS SECTION S13 STAGE
 WORKING DRAWINGS

Scale at A3
1:50
 Designed MDW
 Drawn MDW
 Checked MDW
 Job No #10722
 Dwg No 3249T1
 Issue WD32
 SHEET 31 OF 99



S14 Cross Section S14 HALL COURT
111FP1 1:100



S19 Long Section HALL VESTIBULES
111FP1 1:50

S13 324ST1

CONSTRUCTION SET

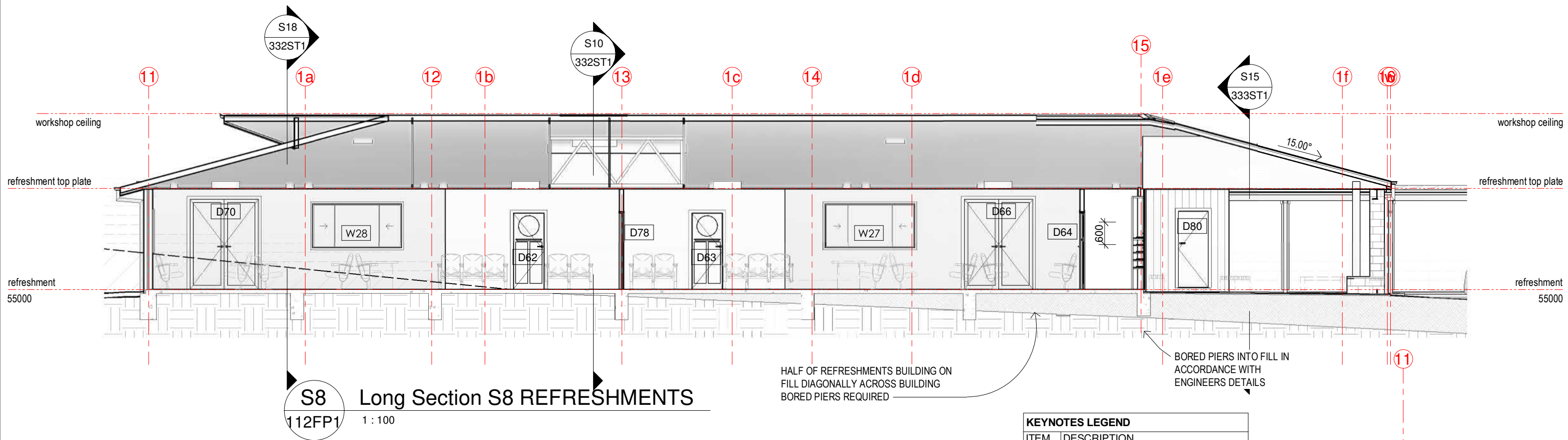
| Issue | Date | Issue Description | Rev | Date | Revision Description |
|-------|------|-------------------|-----|------|----------------------|
| | | | | | |

ARCHITECTS BLACK & WILSON Pty. Ltd.
A.B.N. 28 069 941 868
PH: (07) 3300 6610
8 DESBET STREET, THE GAP, 4061
www.architectsblackandwilson.com.au

PROPOSED COMMUNITY PROJECT
at 150 OCEANVIEW DRIVE SEASIDE
for COMMUNITY PTY LTD

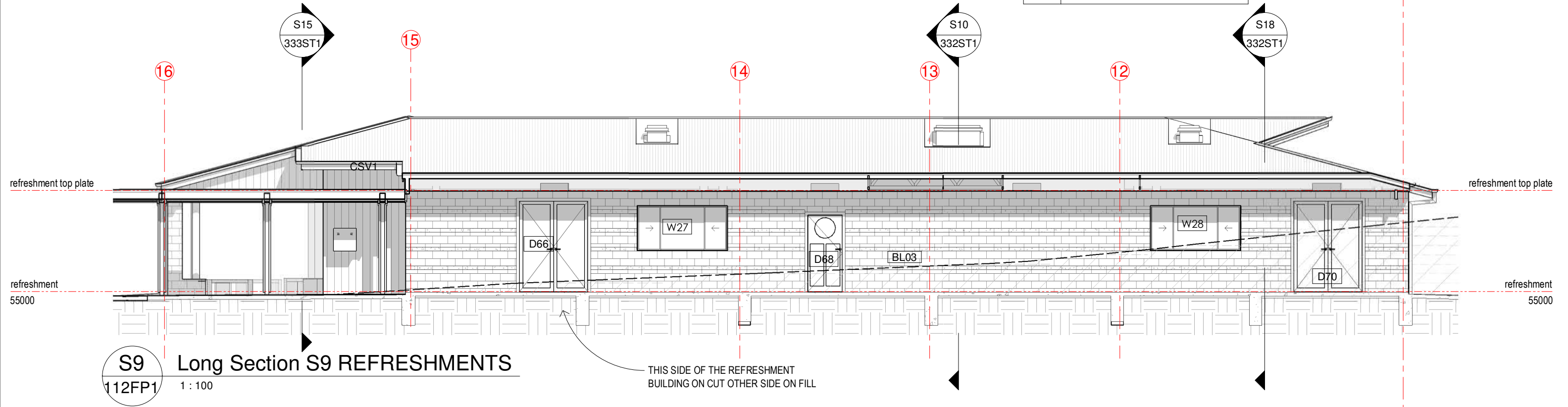
CROSS SECTION S14 + S19 HALL COURT + VESTIBULES
WORKING DRAWINGS

Scale at A3 AS INDICATED
Designed MDW
Drawn MDW
Checked MDW
Job No #10122
Dwg No 3256T1
Issue WD32
SHEET 38 OF 59



S8 Long Section S8 REFRESHMENTS
112FP1 1 : 100

| KEYNOTES LEGEND | |
|-----------------|---|
| ITEM | DESCRIPTION |
| BL03 | 90 FACE BLOCK WALL - COURSING AS DETAILED |
| CSV1 | CORRUGATED STEEL CLADDING VERTICAL AS SPECIFIED |



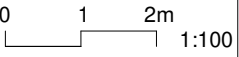
S9 Long Section S9 REFRESHMENTS
112FP1 1 : 100

CONSTRUCTION SET

| Issue | Date | Issue Description | Rev | Date | Revision Description |
|-------|----------|-------------------|-----|------|----------------------|
| SK01 | 00.00.00 | SKETCH DESIGN | | | |



ARCHITECTS BLACK & WILSON Pty. Ltd.
A.B.N. 28 069 941 868
PH: (07) 3300 6610
8 DESBET STREET, THE GAP, 4061
www.architectsblackandwilson.com.au

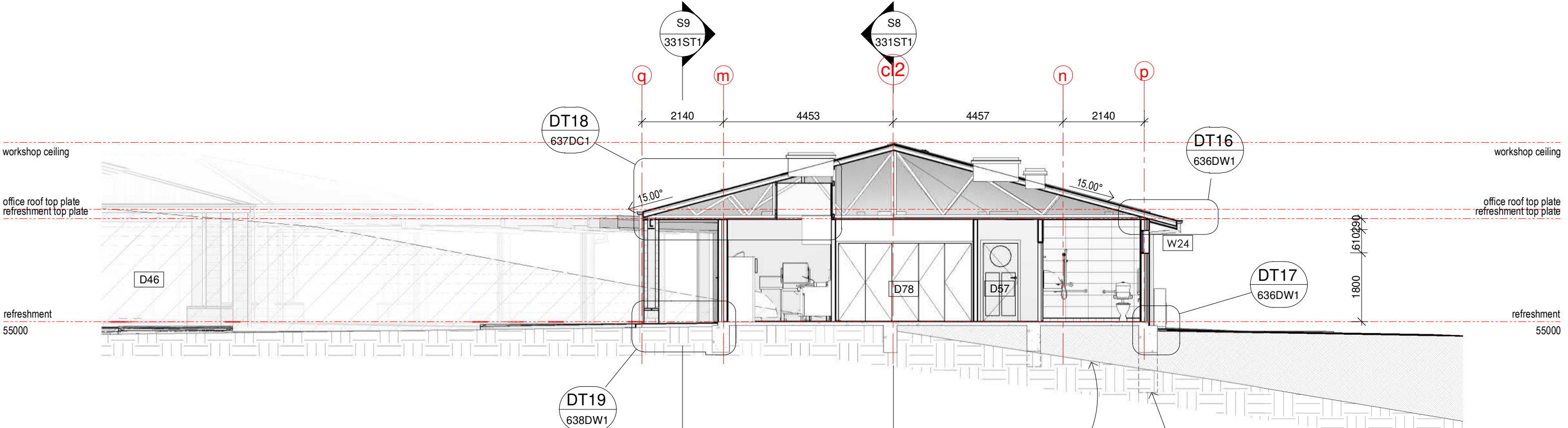


PROPOSED COMMUNITY PROJECT
at 150 OCEANVIEW DRIVE SEASIDE
for COMMUNITY PTY LTD

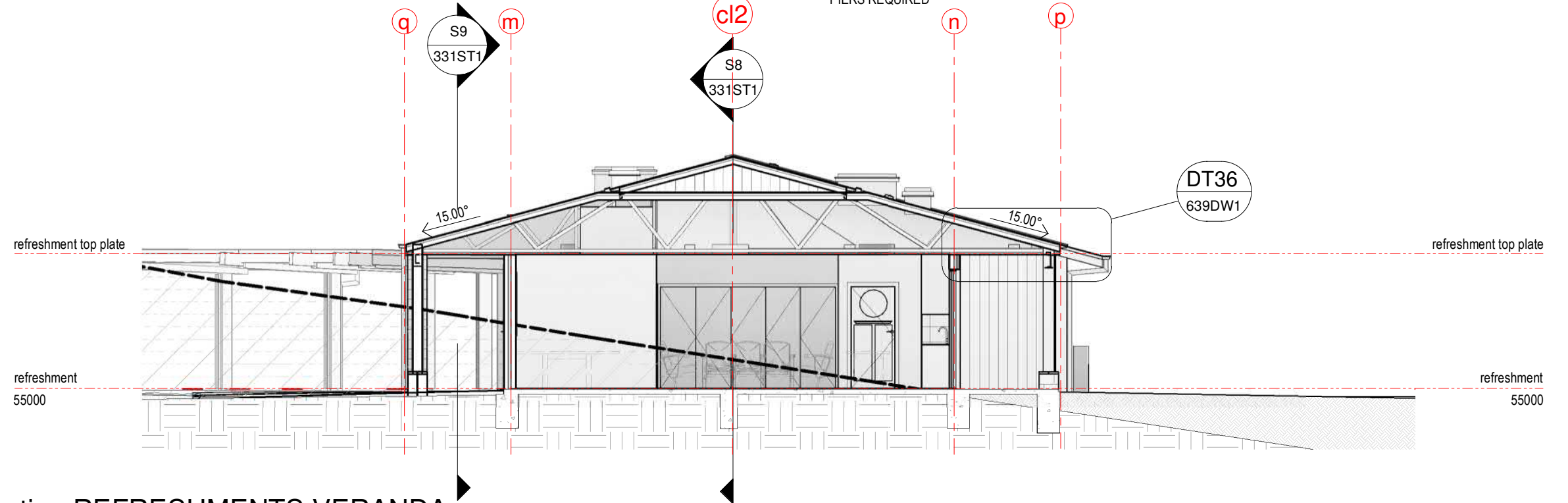
LONG SECTIONS S8 + S9 REFRESHMENTS
WORKING DRAWINGS

Scale at A3
1 : 100
Designed MDW
Drawn MDW
Checked MDW

Job No #10122 OF 59
Dwg No 3318T1
Issue WD32
SHEET 39 OF 59



S10 Cross Section S10 REFRESHMENTS
112FP1 1:100

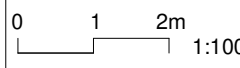


S18 Cross Section REFRESHMENTS VERANDA
112FP1 1:100

CONSTRUCTION SET

| Issue | Date | Issue Description | Rev | Date | Revision Description |
|-------|------|-------------------|-----|------|----------------------|
| | | | | | |

ARCHITECTS BLACK & WILSON Pty. Ltd.
A.B.N. 28 069 941 868
PH: (07) 3300 6610
8 DESBET STREET, THE GAP, 4061
www.architectsblackandwilson.com.au



PROPOSED COMMUNITY PROJECT
at 150 OCEANVIEW DRIVE SEASIDE
for COMMUNITY PTY LTD

CROSS SECTION S10 + S18 REFRESHMENTS
WORKING DRAWINGS

Scale at A3
1:100
Designed MDW
Drawn MDW
Checked MDW
Job No #10122
Dwg No 3326T1
Issue WD32
SHEET 40 OF 99

stage ceiling

workshop ceiling

office roof top plate
refreshment top plate

office roof top plate
refreshment top plate

refreshment
55000

refreshment
55000

S14 Link Long Section
111FP1 1:50

S16 Link Cross Section to Hall
111FP1 1:50

S15 Link Cross Section to refreshment
112FP1 1:50

CONSTRUCTION SET

| KEYNOTES LEGEND | |
|-----------------|---|
| ITEM | DESCRIPTION |
| BLK | BLOCKWORK |
| CFC-15 | HARDITEX COMPRESSED FIBRE CEMENT 15MM |
| CSV1 | CORRUGATED STEEL CLADDING VERTICAL AS SPECIFIED |

refreshment top plate

refreshment
55000

BORED PIERS DOWN THROUGH FILL

BORED PIERS INTO FILL IN ACCORDANCE WITH ENGINEERS DETAILS

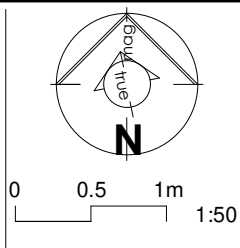
FILL LINE

TOPSOIL FOR GARDEN BED

EXISTING GROUND LINE



ARCHITECTS BLACK & WILSON Pty.Ltd.
 A.B.N. 28 069 941 868
 PH: (07) 3300 6610
 8 DESBET STREET, THE GAP, 4061
 www.architectsblackandwilson.com.au



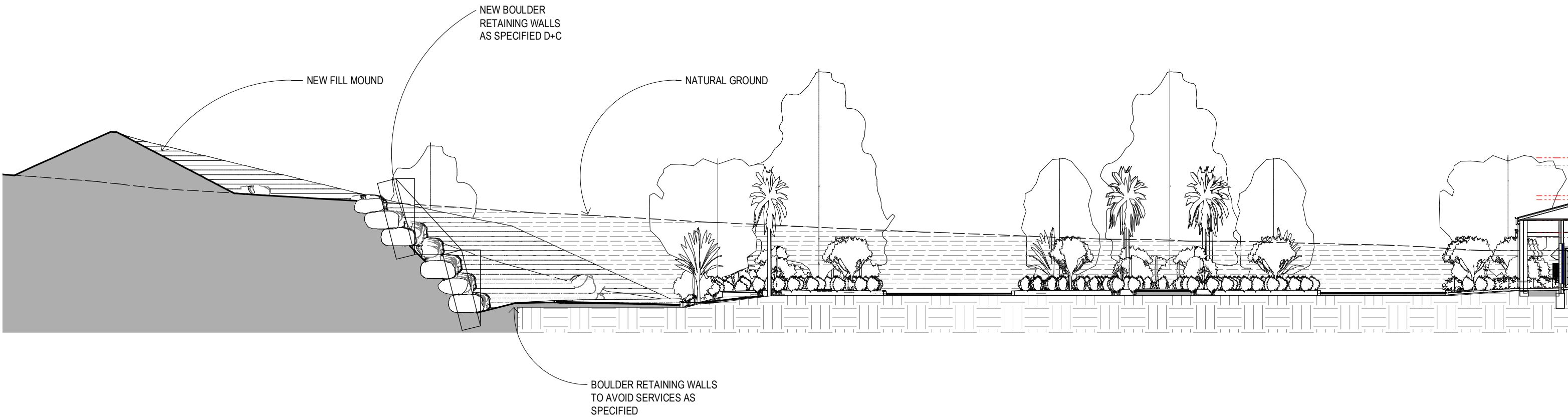
PROPOSED COMMUNITY PROJECT
 at 150 OCEANVIEW DRIVE SEASIDE
 for COMMUNITY PTY LTD

COVERED LINK SECTIONS 914 915 916
 WORKING DRAWINGS

Scale at A3
1:50
Designed MDW
Drawn MDW
Checked MDW

Job No #10122
Dwg No 3336T1
Issue WD32
SHEET 41 OF 99

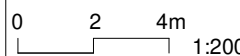
| Issue | Date | Issue Description | Rev | Date | Revision Description |
|-------|------|-------------------|-----|------|----------------------|
| | | | | | |



| Issue | Date | Issue Description | Rev | Date | Revision Description |
|-------|------|-------------------|-----|------|----------------------|
| | | | | | |



ARCHITECTS BLACK & WILSON Pty. Ltd.
 A.B.N. 28 069 941 868
 PH: (07) 3300 6610
 8 DESBET STREET, THE GAP, 4061
 www.architectsblackandwilson.com.au



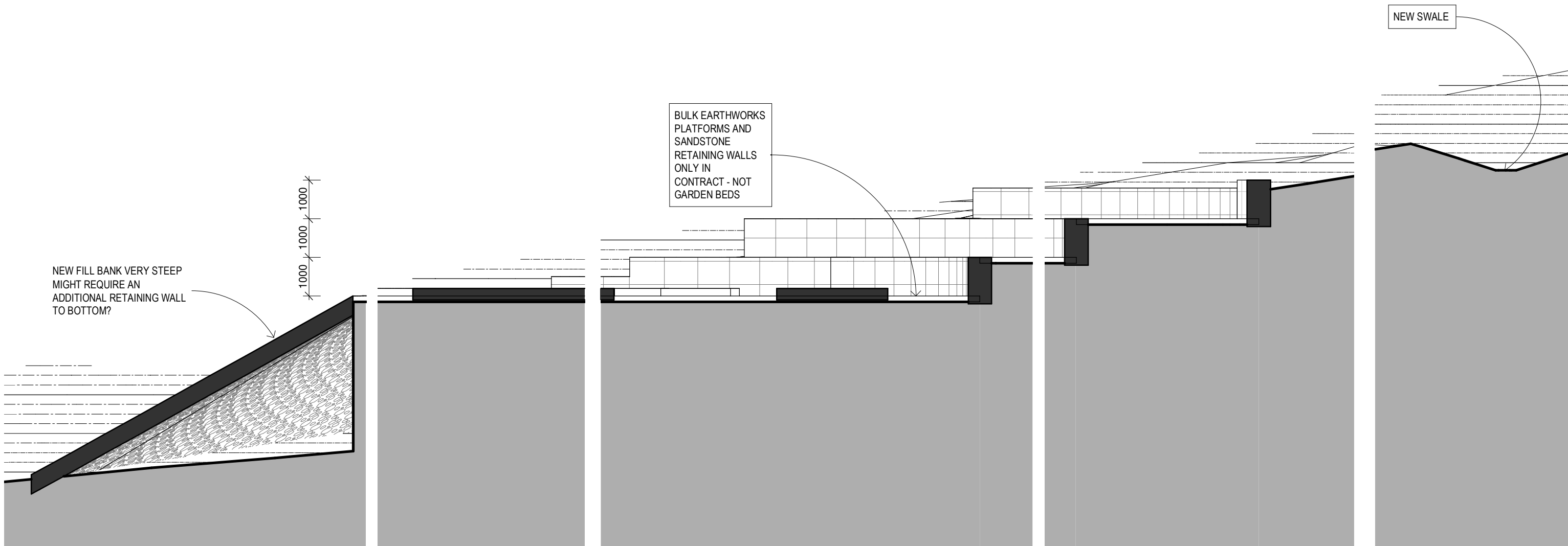
PROPOSED COMMUNITY PROJECT
 at 150 OCEANVIEW DRIVE SEASIDE
 for COMMUNITY PTY LTD

CONSTRUCTION SET

LONG SECTION S11 CAR PARK
 WORKING DRAWINGS


Scale at A3
 1 : 200
 Designed MDW
 Drawn MDW
 Checked MDW

Job No #10122
 Dwg No 3403T1
 Issue WD32
 SHEET 42 OF 99

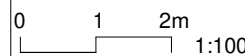


CONSTRUCTION SET

| Issue | Date | Issue Description | Rev | Date | Revision Description |
|-------|------|-------------------|-----|------|----------------------|
| | | | | | |



ARCHITECTS BLACK & WILSON Pty. Ltd.
 A.B.N. 28 069 941 868
 PH: (07) 3300 6610
 8 DESBET STREET, THE GAP, 4061
 www.architectsblackandwilson.com.au



PROPOSED COMMUNITY PROJECT

at 150 OCEANVIEW DRIVE SEASIDE
 for COMMUNITY PTY LTD

CROSS SECTION S12 TRANQUILITY GARDENS

WORKING DRAWINGS

Scale at A3
 1 : 100
 Designed MDW
 Drawn MDW
 Checked MDW

Job No #10722
 Dwg No 3503T1
 Issue WD32
 SHEET 43 OF 99